



Funded by  
UK Government

Cefnogwyd gan  
Supported by



# Allotment and Community Growing Survey Report



August 2024



## Contents

<b>Overview</b> .....	3
<b>1. Objectives &amp; Purpose</b> .....	3
<b>2. Methodology and process</b> .....	3
<b>3. Participants and demographic</b> .....	4
<b>4. Electoral Ward</b> .....	4
<b>5. Provision</b> .....	6
<b>6. Interest</b> .....	8
<b>7. Benefits</b> .....	14
<b>8. Barriers</b> .....	15
<b>9. Facilities</b> .....	15
<b>10. Additional Comments</b> .....	16
10.1 Opportunities .....	16
10.2 Barriers.....	16
10.3 Facilities.....	16
10.4 Benefits .....	16
<b>11. Summary of findings</b> .....	17
<b>12. Next Steps</b> .....	17

## Overview

In July/August 2024, the SPF funded Gwyrddu Sir Gar Team undertook a countywide Allotment and Community Growing Survey.

### 1. Objectives & Purpose

The objectives of the survey were to:

- Identify the need and interest in allotment and community growing provision across the county.
- Understand the perceived benefit of growing.
- Identify key barriers to participation.
- Highlight the key facilities needed to increase engagement.

The purpose of the survey was to contribute to the evidence base around growing within the county and inform future strategic planning around allotment and community growing.

### 2. Methodology and process

The survey was created collaboratively with a number of stakeholders who contributed to the survey questions and structure.

The survey was conducted online and was live for a total of 29 days (5<sup>th</sup> of July – 2<sup>nd</sup> of August 2024). All residents within the county were given the opportunity to participate in either Welsh or English.

Those who could not access the survey online were also given the opportunity to respond via phone or email.



### 3. Participants and demographic

A total of 146 respondents completed the survey. 141 of the participants provided their ages, with the highest number of participants in the 51-60 years of age category (38). The lowest number of participants was the 81-90 years of age category (2), however despite the survey being available to all ages, there were no participants under the age of 18.

The below figure provides an overview of the participants age ranges:

#### Age range

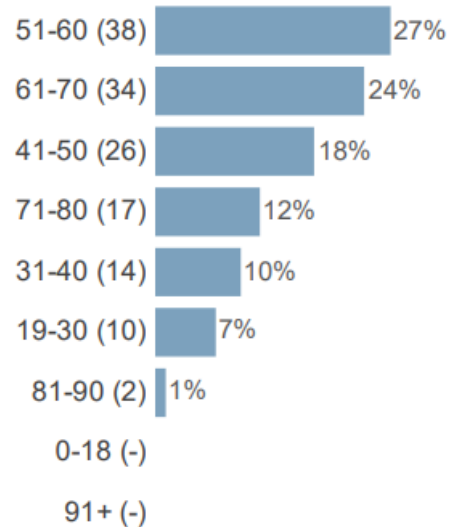



Figure 1 Survey Response: Participant age range



### 4. Electoral Ward

Participants were also asked to provide their postcodes to identify Electoral Ward, a total of 132 provided addresses that could be identified. The addresses covered 42 of the 51 Electoral Wards in Carmarthenshire plus two in Pembrokeshire. The Electoral Ward with the highest participation rate was Llandovery (16), followed by Bigyn (12) and Carmarthen Town North and South (8).

The following table provides an overview of the areas (by Electoral Ward) and the number of participants from each:

Electoral Ward	No. of Participants
Abergwili	2
Ammanford	1
Betws	1
Bigyn	12
Burry Port	4
Carmarthen Town North and South	8
Cenarth and Llangeler	4
Cilycwm	3
Crymych and Mynachlog-ddu*	1
Cwarter Bach	4
Elli	1
Garnant	2
Glanymor	4
Glyn	1
Gorslas	1
Hendy	1
Hengoed	6
Kidwelly and St Ishmael	4
Laugharne Township	4
Llanboidy	4
Llanddarog	1
Llandovery	16
Llanegwad	1
Llanfihangel Aberbythych	3
Llanfihangel-ar-Arth	1
Llangadog	1
Llangennech	3
Llangynderyn	4
Llannon	3
Llandybie	1
Llanybydder	2
Lliedi	2
Llwynhendy	1
Manordeilo and Salem	2
Narberth*	1
Pembrey	5
Penygroes	1
Saron	3
St Clears and Llansteffan	6
Swiss Valley	1
Trelech	2
Trimsaran	1
Tyisha	1
Whitland	2
<b>Total</b>	<b>132</b>

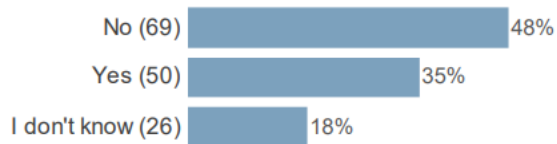
\*Pembrokeshire Electoral Ward

*Table 1 Survey Response: Participants Per Electoral Ward. The Electoral Wards of Bynea, Carmarthen Town West, Cynwyl Elfed, Dafen & Felinfoel, Glanamman, Llandeilo, Llangunnor, Pontyberem and Tycroes within Carmarthenshire received no responses.*

## 5. Provision

Firstly, participants were asked if there were any allotment or community growing opportunities in their local town or village. 48% of participants noted that there were not allotment or community growing opportunities within their local town or village, a further 18% did not know if there were or not.

**Are there any allotment or community growing opportunities in your local town or village?**



*Figure 2 Survey Response: Are there any allotment or community growing opportunities in your local town or village?*

Those who answered yes, were then asked to list allotment and community growing sites they were aware of. Over forty participants wrote in the free text box, listing 28 individual spaces. The spaces listed included allotments (14), community growing spaces (12) and school growing spaces (2). There were also additional comments which either did not provide sufficient detail to locate the discussed space or did not relate to a specific active growing space.

The following table provides a breakdown of the question per Electoral Ward:



Electoral Ward	Yes	No	I don't know
Abergwili	1	1	
Ammanford		1	
Betws	1		
Bigyn	7	2	3
Burry Port	2	2	
Carmarthen Town North and South	7		2
Cenarth and Llangeler	1	3	
Cilycwm		3	
Crymych and Mynachlog-ddu*			1
Cwarter Bach		4	
Elli	1		
Garnant		2	
Glanymor	4		
Glyn			1
Gorslas		1	
Hendy		1	
Hengoed	2	2	2
Kidwelly and St Ishmael	3	1	
Laugharne Township	1	3	
Llanboidy	2		2
Llanddarog		1	
Llandoverly		10	6
Llanegwad		1	
Llanfihangel Aberbythych	1	2	
Llanfihangel-ar-Arth			1
Llangadog			1
Llangennech	1	2	
Llangynderyn		3	1
Llannon	2	1	
Llandybie			1
Llanybydder		2	
Lliedi	1	1	
Llwynhendy			1
Manordeilo and Salem	2		
Narberth*			1
Pembrey	4		1
Penygroes		1	
Saron		2	1
St Clears and Llansteffan	1	5	
Swiss Valley		1	
Trelech	1	1	
Trimsaran	1		
Tyisha	1		
Whitland		1	1

\*Pembrokeshire Electoral Ward

Table 2 Survey Response: Are there any allotment or community growing opportunities in your local Town or village?



## 6. Interest

The survey also looked at interest and demand in growing space as well as the types of spaces participants may wish to see more of both locally and across the county. Participants were firstly asked whether they would like to see more growing opportunities in their local town or village, 93% of participants noted that they would like to see more spaces in their town or village, with an additional 4% stating they were unsure.

### Would you like to see more growing opportunities in your local town or village?



*Figure 3 Survey Response: Would you like to see more growing opportunities in your local town or village?*

The following table provides a breakdown of the views of participants per Electoral Ward:





Electoral Ward	Yes	No	I don't know
Abergwili	2		
Ammanford	1		
Betws	1		
Bigyn	12		
Burry port	4		
Carmarthen Town North and South	7		1
Cenarth and Llangeler	4		
Cilycwm	3		
Crymych and Mynachlog-ddu*	1		
Cwarter Bach	4		
Elli	1		
Garnant	2		
Glanymor	4		
Glyn	1		
Gorlas	1		
Hendy	1		
Hengoed	6		
Kidwelly and St Ishmael	4		
Laugharne Township	4		
Llanboidy	4		
Llanddarog	1		
Llandovery	12	3	1
Llanegwad	1		
Llanfihangel Aberbythych	3		
Llanfihangel-ar-arth	1		
Llangadog	1		
Llangennech	3		
Llangynderyn	4		
Llannon	2	1	
Llandybie	1		
Llanybydder	2		
Lliedi	1		1
Llwynhendy	1		
Manordeilo and Salem	2		
Narberth*	1		
Pembrey	4		1
Penygroes	1		
Saron	3		
St Clears and Llansteffan	5	1	
Swiss valley	1		
Trelech	2		
Trimsaran	1		
Tyisha	1		
Whitland	1		1

\*Pembrokeshire Electoral Ward

Table 3 Survey Response: Interest in increased growing opportunities per Electoral Ward

Those who answered 'yes' to more growing space were then asked what type of space they would like to see an increase of. The majority highlighted an interest in allotment and community growing sites; however, 45% stated that they would like to see alternative growing opportunities. A further 6% utilised the free text box to suggest additional spaces they would like to see more of, including orchards, growing space for school dinners, and woodland.

**If yes, which would you like to see more of? (select all that apply) (If yes, which would you like to see more of? (selec...)**



Figure 4 Survey Response: If yes, which could you like to see more of?

The following table provides a breakdown of the type of sites participants were interested in per Electoral Ward:



Electoral Ward	Allotment sites	Community growing sites	Alternative growing opportunities
Abergwili	1	2	2
Ammanford	1	1	
Betws	1	1	1
Bigyn	8	9	4
Burry Port	4	3	1
Carmarthen Town North and South	4	5	2
Cenarth and Llangeler	4	4	3
Cilycwm	3	2	3
Crymych and Mynachlog-ddu*	1	1	1
Cwarter Bach	3	2	1
Elli	1	1	1
Garnant	2	2	2
Glanymor	3	4	2
Glyn	1	1	1
Gorslas	1	1	1
Hendy	1	1	
Hengoed	5	3	2
Kidwelly and St Ishmael	2	2	1
Laugharne Township	4	3	1
Llanboidy	2	4	3
Llanddarog	1		
Llandovery	11	6	4
Llanegwad	1	1	1
Llanfihangel Aberbythych	1	2	2
Llanfihangel-ar-arth	1	1	1
Llangadog	1	1	
Llangennech	3	2	
Llangynderyn	4	4	3
Llannon	2	2	1
Llandybie	1	1	1
Llanybydder	2	2	2
Lliedi	1	1	
Llwynhendy	1		
Manordeilo and Salem	2	2	1
Narberth*			
Pembrey	3	3	1
Penygroes	1	1	
Saron	3	3	2
St Clears and Llansteffan	3	3	2
Swiss Valley	1		
Trelech	2	2	2
Trimsaran		1	
Tyisha	1	1	1
Whitland	1		

\*Pembrokeshire Electoral Ward

Table 4 Survey Response: Which type of spaces would you like to see more of?



Participants were then asked if they would like to see more growing opportunities across the county. The responses were similar, with 93% saying they would like to see more. However, 7% of participants stated that they didn't know and 1% said no.

**Would you like to see more growing opportunities across the county?**



Figure 5 Survey Response: Would you like to see more growing opportunities across the county?

In terms of the type of growing participants would like to see more of, an increase in allotment sites (83%) and community growing sites (78%) were the most frequently selected however, 54% were also interested in alternative growing opportunities. A further 6% used the free text box to suggest additional options including orchards which were the most frequently mentioned.

**If yes, which would you like to see more of? (select all that apply) (If yes, which would you like to see more of? (selec...)**

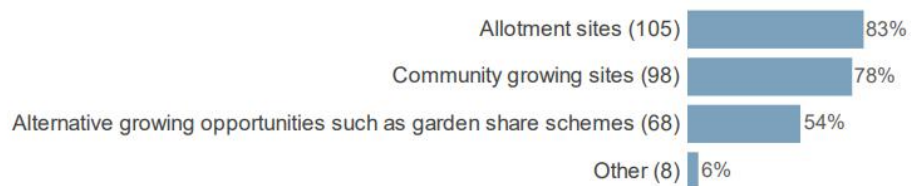


Figure 6 Survey Response: If yes, which would you like to see more of?

When asked if participants would like to participate in growing within their local town or village, a total of 80% stated that they are either interested (65%) or already participate (15%). A further 12% said they didn't know, and 8% said no.

**Would you like to participate in growing within your local town or village?**

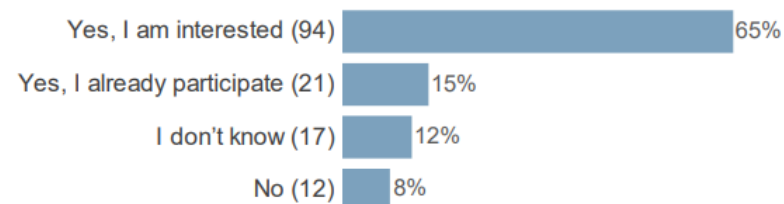


Figure 7 Survey Response: Would you like to participate in growing within your local town or village?

Those interested were then asked what type of space they would like to get involved in; the majority were interested in community growing (64%) with a further 55% interested in an allotment space. 28% would like to volunteer with an organisation and 13% would like to participate in a garden share scheme. The additional 2 comments in the free text box highlighted an interest in being involved a disabled growing space and the other wanted to help set up a growing space based on their community's needs.

**If you answered yes, I am interested; what kind of space would you be interested in participating in? (select all that apply)**

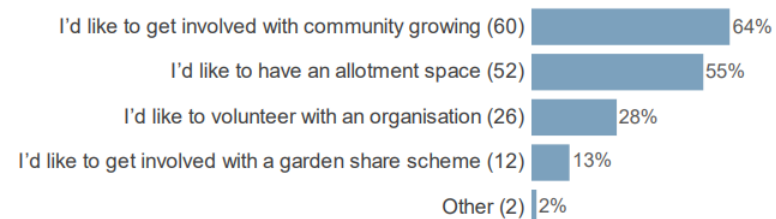
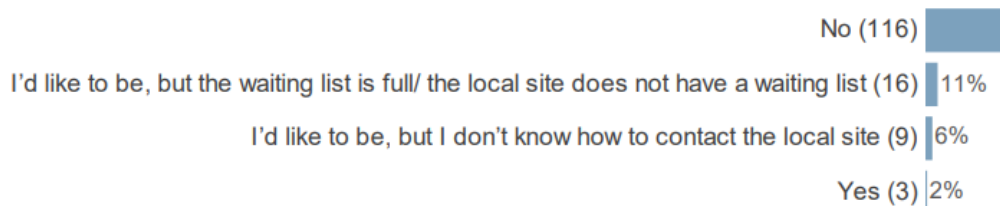


Figure 8 Survey Response: What kind of space would you be interested in participating in?

When asked about being on a waiting list for an allotment, the majority were not (81%), 11% said the waiting list was either full or their local site did not have one and 6% said they would like to be but didn't know how to contact the site. Only 2% were on the waiting list and had been for over 2 years.

**Are you currently on a waiting list for an allotment space?**



**If you answered yes, how long have you been on a waiting list?**



Figure 9 Survey Response: Waiting list data

Participants were asked if they would be interested in setting up a growing space, a total of 118 said yes through an allotment (32%), a community growing space (43%), or a garden share scheme (9%).

**Would you like to start or be involved in setting up a community growing or allotment project? (select all that apply)**

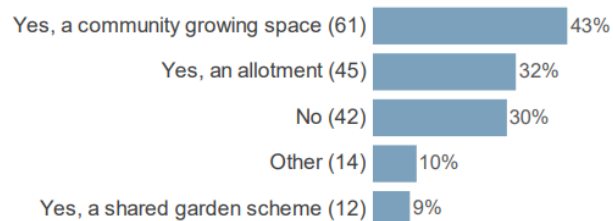


Figure 10 Survey Response: Would you like to start or be involved in setting up a community growing or allotment project?

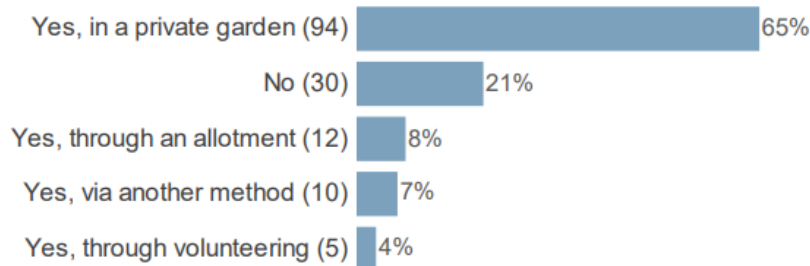
**If other, please let us know**

- I am interested in all but I don't feel that I currently have time to be involved so it would be something to think about for the future
- Maybe
- Already involved
- I am happy to help but not set up
- I head up Carmarthen Together Growing group which tries to connect people with growing opportunities
- Happy to plant a few fruit trees within my village and surrounding areas.
- Maybe
- I strated the village allotment group and remain as Secretary
- Possibly
- Already involved as a Town Councilor in supporting an association.
- At a future point - around 3 years or so.
- Helpu gyda gweld beth yw'r angen lleol a threfnu gweithgaredd os yn berthnasol.
- Not good at organizing others

## 7. Benefits

The survey sought to understand the level of growing already being undertaken within the county as well as the perceived benefits to growing. The majority of survey participants (84%) are already participating in growing, with 65% using a private garden. The following figure provides a breakdown of the other types of growing participants are engaged in:

### Do you grow any of your own produce either through an allotment, private garden, volunteering, or another method? (select all that apply)



### If yes, via another method let us know how

access to farm land for fruit growing & livestock

---

We have a community garden at the centre that is focussed on food production and wildlife

---

Patchwork Collective Scheme

---

Own land

---

I created an oasis on our pure concrete backyard. Ive grown veg fruit herbs flowers professional the past.

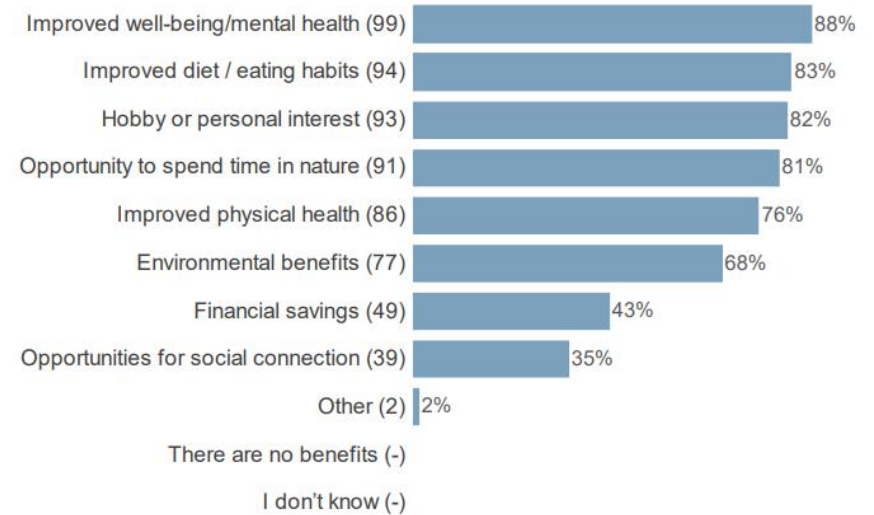
---

Plant pots

Figure 11 Survey Response: Do you grow any of your own produce either through an allotment, private garden, volunteering, or another method?

Those participating in growing were able to provide their experience of the benefits. The majority identified more than one benefit with the most highlighted being improved well-being/mental health (88%) and improved diet / eating habits (83%). The following figure provides a full overview of the perceived benefits.

### If you answered yes, are there any benefits to growing your own food? (select all that apply)



### If other, please let us know

Its fun!

---

Its my profession

Figure 12 Survey Response: Are there any benefits to growing your own food?



## 8. Barriers

The survey also looked to identify perceived barriers to participation which could be addressed through future growing schemes and improvements to existing initiatives. Participants who are not engaging in growing were asked for the reasons they do not participate, the majority (38%) stated that they do not have time, many also noted a lack of local opportunities (31%) and a skills deficit (24%) as additional barriers.

The following figure provides a full breakdown of the perceived barriers to participation:

**If you answered no, is there any reason why you don't participate in growing? (select all that apply)**

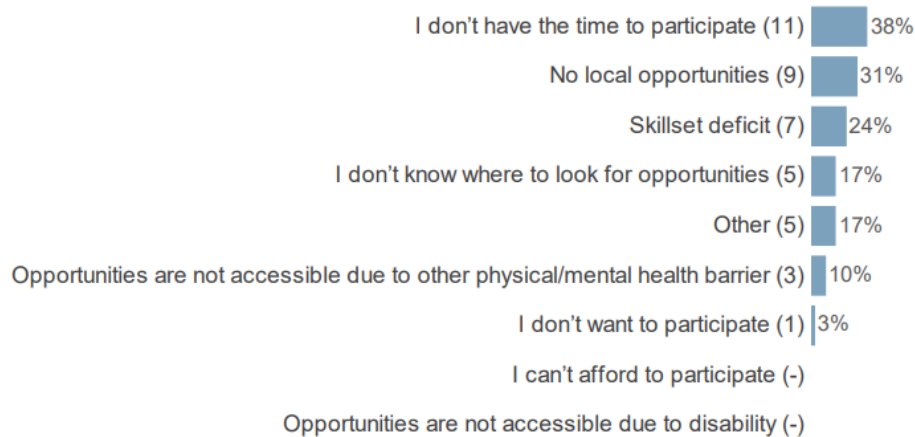


Figure 13 Survey Response: is there any reason why you don't participate in growing?

## 9. Facilities

Following on from barriers, it was important to understand the facilities needed to enhance and improve engagement in growing spaces. Survey participants were asked what facilities they would require to engage in growing, with a number of options provided and a free text box for additional comments. The responses highlight the importance of local opportunities and active travel routes with 59% indicating that opportunities within walking distance were required. A number of people emphasised the importance of subsidised or free plots (45%) and opportunities outside of standard working hours (36%). The following figure provides a full breakdown of the facilities needed as well as the free text comments which included the need for dog friendly sites.

**What facilities would you need to participate? (select all that apply)**

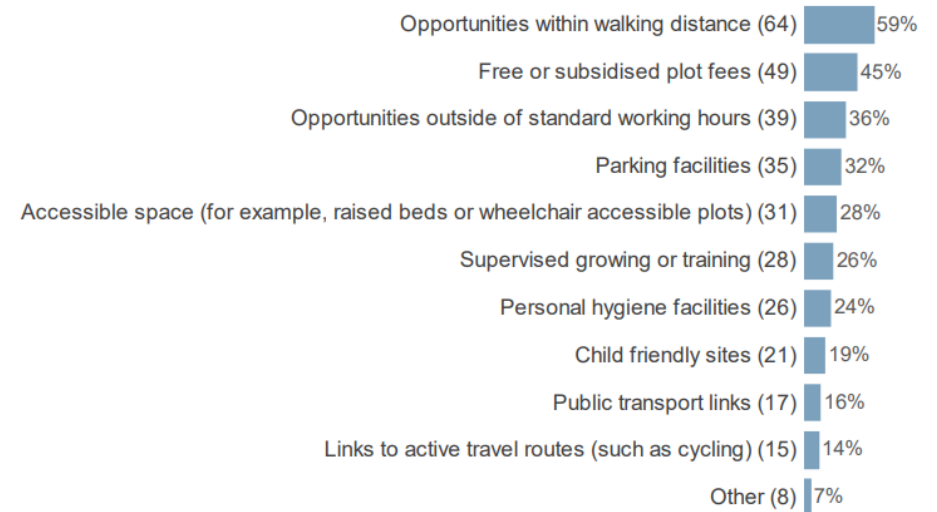


Figure 14 Survey Response: What facilities would you need to participate?

## 10. Additional Comments

At the end of the survey, participants were given the opportunity to provide any additional comments relevant to the survey in a free text box. 38 participants chose to provide comments, the following themes were discussed:

### 10.1 Opportunities

Many noted the significant opportunities within the county to enhance and improve growing space such as:

- Collaboration across sectors
- Linking business initiatives to local growing
- Training and education
- Identifying public land which could be repurposed
- Wildlife enhancements
- Alternative growing schemes
- Growing spaces for neurodiverse children

### 10.2 Barriers

In terms of barriers, participants discussed perceived challenges to engagement including:

- Excessive waiting list times and a lack of progress towards increasing growing space
- Affordability
- Time limitations
- Disabilities & physical health limitations

### 10.3 Facilities

Participants utilised the free comment box to discuss further facilities they feel would be beneficial for growing sites such as:

- Raised beds for new growers and those with mobility challenges
- Regular waste collection
- Compost deliveries to site
- Proximity for active travel (within walking distance)
- Communal areas with picnic benches
- Wildlife areas with bee hives

### 10.4 Benefits

Some also noted further benefits associated with growing:

- Social connection
- Financial savings
- Improvement to physical and mental wellbeing



## 11. Summary of findings

To summarise the allotment and community growing survey, there are key findings which indicate that there is significant interest in a range of growing spaces throughout the county. The vast majority of participants want to see an increase in allotments, community growing spaces and alternative growing opportunities across the county, as well as in their local towns and villages. Participants also suggested the creation of community orchards or even the planting of individual fruit trees within communal areas.

Those already engaged in growing identified a number of benefits including improved mental health and well-being, and healthier diets which align with both local and national well-being objectives. However, there are also significant barriers which prevent individuals from engaging in growing. Principally, this is centred around a lack of local opportunities, time constraints, and skills deficit.

In terms of the facilities needed for participants to engage, many noted the importance of opportunities within walking distance, free or subsidised plots, and opportunities outside of standard working hours.

The future of growing spaces within the county will need to consider this evidence base, cross referenced with growth identified within the LDP and public open space assessment to maximise benefit for those communities most deprived. New spaces will also need to address the barriers raised and ensure the relevant facilities are considered.

## 12. Next Steps

The survey's findings will be utilised to build upon the existing evidence base and inform further strategic developments in allotment and community growing across the county. This report will be shared publicly via the local authority's website, as well as directly with town and community councils, stakeholders and participants who wished to be kept up to date with the survey's progress via email.