

CARMARTHENSIRE ADMISSIONS FORUM

Review of Admission Round 2018/19, &
Admission Arrangements 2019/20 and 2020/21

November 2018

1. Background

- 1.1 Local Authorities, governing bodies of maintained schools, admission appeals panels and admission forums have school admission functions assigned to them under the School Standards and Framework Act 1998.
- 1.2 Each of these bodies has a statutory duty to “act” in accordance with the School Admissions Code and the Schools Admission Appeals Code.

2. Report on Admission Arrangements Academic Year September 2018 to 2019

As part of its remit the Forum is required to consider certain aspects of the School Admission Arrangements.

To assist in meeting this requirement the key issues which the Forum is required to address together with the relevant information is provided:-

- 2.1. Consider how well existing and proposed admissions arrangements serve the interests of children and parents within the area of the local authority and fairness?

- 2.1.10 Are there sufficient Places in schools across Carmarthenshire?

The Authority provides information each year to the Welsh Government as part of its Planning of School Places (POSP) programme a return which details the number of places available in schools as well as the number of children in school.

The POSP return uses a standard date based on January figures and is therefore a useful and accepted means of comparing standard data across Local Authorities in Wales.

The following table summarises the position in Carmarthenshire for January 2018:-

Sector	No of Places Available	No of Pupils	% Utilisation
Nursery	95	95	100%
Primary	15,409	14,002	90.9%
Secondary	12,711	10,971	86.3%

In overall terms therefore there is sufficient capacity in the system to meet the demand for school places.

- 2.1.11 How well was the demand for those Seeking Admission in 2018-19 Academic Year met?

- (a) Admission Round (Initial)

The closing date for the receipt of applications for those wishing to start school in the 2017-18 Academic Year were as follows:-

- Nursery and primary Schools – 31st January 2018
- Secondary Schools – 22nd December 2017

(b) Number of Places available for pupils wishing to **start** school in 2018/19 was:-

Sector	No. of Places Available	No. of Places Filled	% Utilisation
Nursery School	1,295	1,189	92%
Primary – Reception	2,265	1,787	79%
Secondary – Year 7	2,233	1,924	86%
Total	5,793	4,900	85%

(c) Meeting Parental Preference – as at October 2018

An indication of the number of parents who did not gain admission for their child at a school of their choice may be gathered from the total number of unsuccessful appeals for admission in the different sectors:-

Sector	No. of Places Filled	No. Refused 1 st , 2 nd and 3 rd choice	No. refused following appeal	% Not granted
Primary	1,787	49	16	4%
Secondary	1,924	42	22	4%

(d) Admission Appeals – as at October 2018

Number of admission appeals relative to the **Admission Round** only made in 2018/19 was:-

Sector	No. of Appeals	No. of Appeals Granted	No. of Appeals Refused	No. of Appeals Withdrawn
Primary	51	35	16	0
Secondary	29	7	22	0
Total	80	42	38	0

(f) Schedule of Applications 2018/19 – see Appendix A

(g) Infant Class Size Survey – Primary Schools

The Welsh Government assesses compliance with Infant Class Sizes annually. A small number of enquiries relating to pupil numbers and compliance with class size legislation have been raised with schools responding as to how these were addressed in terms of class organisation to ensure compliance.

2.1.12 Monitor the admission of children who arrive in the Authority's area outside a normal admission round.

A significant number of applications were received outside of the normal admission round.

The applications have been processed in accordance with the Authority's criterion which has been applied in a fair and consistent manner. Where an applicant wished to refer a decision not to grant admission to a school then they have been advised of their right of appeal and been able to have the case reviewed by the Independent School Admission Panel.

2.1.12 a) Late Applications (received after closing dates up to 31/10/18)

A total of 272 late applications received after the closing dates, split:

- Primary -157 applications
- Secondary – 115 applications

2.1.12 b) 2018/19 Mid Year Applications Sept'18 to Oct'18 (Moved during the year and outside normal admission round)

Sector	No. of applications	No. of places filled	No. of applications refused and not progressed to appeal	No. of offer of places declined	Not required choices 2 nd & 3 rd	No. of appeals	No. of appeals granted	No. of appeals refused
Primary	888	624	65	45	125	29	20	9
Secondary	190	164	1	9	15	1	1	0
Total	1,078	788	66	54	140	30	21	9

2.1.12 c) 2017/18 Mid Year Applications Sept'17 to Aug'18 (Moved during the year and outside normal admission round)

Sector	No. of applications	No. of places filled	No. of applications refused and not progressed to appeal	No. of offer of places declined	Not required choices 2 nd & 3 rd	No. of appeals	No. of appeals granted	No. of appeals refused
Primary	1,730	1135	124	96	261	114	107	7
Secondary	520	414	33	21	48	4	4	0
Total	2,250	1,549	157	117	309	118	111	7

2.1.13 Promote the arrangements for children with special educational needs, children in case and children who have been excluded from school.

The Authority has an inclusive approach to children who have additional learning needs and one of promoting a range of strategies aimed at addressing the individual circumstances of pupils. These are outlined in the Information for Parents booklet.

During the normal admission round children with statements of educational needs naming the school which they wish to attend are awarded places before consideration is given to any other applications.

Late applications or mid-year transfers where the application is to the school named in a statement of educational needs or the child is a looked after or previously looked after child then the application is given the highest priority in relation to the allocation of any places available. All applications in this category were granted for the relevant academic year.

The admission process has also included the transfer of pupils who have been excluded from other schools and has sought to support them in their new school.

3. Admission Arrangements Academic Year September 2019 to July 2020

3.1.10 Update

Consultation has taken place with relevant parties in relation to the proposed Admission Arrangements for the academic year September 2019 to July 2020 and reported to the Forum at the meeting.

(a) Admission Application Timetable for 2019/20

Community and Voluntary Controlled Schools – Admissions Application Timetable					
Provision	Date of Birth	Starting School	Application Deadline Date	Notification Date	Appeals Closing Date
3 Year Old Nursery Education (2 terms only) 3-11 (Part time)	1 st September 2016 to 31 st August 2017	January, April or September 2020	31 st January 2019	October 2019	No right to appeal
4 Year Old Education 4-11 (Full Time)	1 st September 2015 to 31 st August 2016	September 2019, January or April 2020	31 st January 2019	16 th April 2019	30 th May 2019
Secondary School (Moving from Primary to Secondary School)	1 st September 2007 to 31 st August 2008	September 2019	21 st December 2018	1 st March 2019	11 th April 2019

(b) Over Subscription Criteria for Admission to Community and Voluntary Controlled Nursery, Primary and Secondary Schools.

If there are more applications for admission than places available at a particular school, the allocation of places will be based on the following criteria listed in priority order.

1. Looked After and previously looked after Children
2. Children who live in the school's catchment area and have a sibling on the roll of the school at the time the child is to start at that school.
3. Children who live in the school's catchment area and who do not have a sibling on the roll of the school at the time the child is to start at that school.
4. Children who reside outside of the school's catchment area and have a sibling on the roll of the school at the time the child is to start at that school.
5. Children who reside outside of the school's designated catchment and who do not have a sibling on the roll of the school at the time the child is to start at that school.

N.B. Where there is a Statement of Educational Needs naming a particular school then this must be stated clearly on the application form. Such applications are dealt with separately and prior to the oversubscription criteria being applied.

NOTES

Within each of the above categories:

(i) Distance Criteria

The distance from home to the school will be used as a criterion for determining priority, with those living nearest the school being given priority and a place at the school before those living further away. The distance will be measured using Google Maps.

The distance from the home address to school will be measured from the nearest available route from the nearest school entrance to the nearest available access point by highway or footpath to the home address.

(ii) Siblings

Children will be classified as siblings if they are:-

- Full brother or full sister;
- Half brother or half sister;
- Step brother or step sister;
- Adoptive/fostered brother or sister living at the same address.

(iii) Multiple Birth Children

In any circumstances in which there is one place available and the next eligible children are twins/triplets then the LA will admit both/all children.

(iv) Children of UK Service Personnel

Children of UK Service personnel will be treated as in catchment if their application forms are accompanied by an official Ministry of Defence (MOD) letter declaring a definite return date and confirmation of the new address within catchment.

Please note that 3 year old Nursery places application cannot be used as a criterion for giving priority in allocating 4 year old places.

(c) Appeals Regarding Admission of Pupils to Community / Voluntary Controlled Primary or Secondary Schools

Should parents be unsuccessful in obtaining a place for their child at their preferred school, they will be notified in writing of the reason(s) why a place has not been secured and of their right to appeal against that decision and for the process for doing so.

For Community Schools and Voluntary Controlled Schools the Council will make arrangements for an Independent Appeals Panel to consider appeals. The appeals procedure will be undertaken in accordance with Welsh Government's school admission appeals code.

There is no right of appeal in the case of refusal of admission to Early Years nursery age provision.

Appeals will be heard in private, except when the body or bodies responsible for making appeal arrangements direct otherwise but parents will be given an opportunity of presenting their case either directly or with the assistance of their chosen representative. The Clerk will notify all parties of the Panel's decision which will be binding upon the Council, the Governing Body and the parents.

An appeal by parents against refusal of a place at a Community or Voluntary Controlled School must be submitted in writing to the Democratic Services Manager, Chief Executive's Department, County Hall, Carmarthen, SA31 1JP. Or emailed to independentadmissionappealspanel@carmarthenshire.gov.uk. Where medical evidence is required, copies of reports relating to the diagnosis from the relevant Consultant and/or Specialist will be needed to be provided.

(i) Monitor the effectiveness of local authority Fair Access Protocols; and consider any other admissions issues that arise.

The Authority has adhered to the admissions code in respect of fair access with the policy being applied to all pupils in an equal and fair manner.

(ii) Compliance with the prohibition on local education authorities informally delegating to schools responsibility for determining admissions applications (except where the whole function of acting as admission authority has been formally delegated to the governing body).

The Authority complies with the requirement in that the Authority has not delegated to schools the admission function.

The process of setting policies, meeting the statutory requirements in relation to the provision of information to parents and other bodies, the processing of applications, the admission appeal function and liaison with other Authorities and feeding into the strategic forward planning function of the schools network is dealt with centrally.

The Authority is of the view however that the interests of pupils, parents, schools as well as the Authority itself are best served when the various parties work together to help individuals make the best choice of school which is suitable for them.

Accordingly the admission process seeks to promote and encourage through its literature and communication with parents that they should contact and visit schools before making a final decision of school for their child.

The intention is that individuals do not make a choice based on pre-conceptions but that they visit the schools and discuss with them their individual circumstances and needs and how the school can help meet their requirements. Having the correct information available is key to making an informed decision.

Whilst complying with the legislative requirements the Authority seeks to adopt an inclusive approach to the admission process wherever possible and schools are key to that process.

- (iii) Consider the effectiveness of the authority's proposed co-ordinated admission arrangements, and advise on whether the authority's proposed co-ordinated admission arrangements differ substantially from the previous year.

There has been discussion and consultation with neighbouring Admission Authorities in relation to the proposed admission arrangements and that process will continue.

Fixed national offer dates for primary and secondary school places for all schools in Wales present an opportunity for standardisation of timetables across Wales.

Close regional and national collaborative working arrangements through the Association of Directors of Education in Wales (ADEW) Welsh School Admissions Officers Group also facilitate the co-ordination of working arrangements, processes and systems.

- (iv) The setting of a) the date of return within each local education authority for admission applications made during the normal admissions round and b) the date on which decision letters should be issued within each local education authority.

- (a) Following consultation the following dates have been set for the return of applications for the academic year 2018/19:-

Nursery/Primary: 31st January 2019 and

Secondary: 21st December 2018

- (b) Single Date for Decision Letters

The national offer dates for the 2019/20 admission year are:-

Primary: 16th April 2019 and

Secondary: 1st March 2019

- (v) A requirement has not been possible to admit a pupil to a school due to over subscription, parents must inform the Authority by e-mail or letter if they wish their child's name to be placed on the waiting list which will be retained until 30th September 2019. Should vacancies become available then they will be awarded in accordance with the over-subscription criteria outlined rather than the amount of time the application has been held on the waiting list. It should be noted that fresh applications must be made after the 30th September deadline.

Where an application has been made for admission to two or more schools and an offer has been accepted of a place at one of the schools then the Authority will, unless notified to the contrary, deem the application for a place at the other school(s) to have been withdrawn and therefore will be offered to another applicant.

- (vi) Clarification and strengthening the role of admission forums.

The Authority views the role of the Admission Forum as an important one in seeking to improve both the understanding and development of the Authority's School Admission Policies and Procedures.

- (vii) Admission Authorities must ensure that new panel members receive appropriate training before hearing appeals.

The Independent Admission Appeals Panel is administered and supported in its work by the County Council and has over recent years recruited a number of additional individuals who are able to serve on an Independent Admission Appeal Panel.

Those Panel members have been provided with bespoke group training from an external specialist and individual training sessions from the Council's Senior Solicitor to support them in their role. Additionally through rotation of membership of the Panel they have been provided with practical experience of serving as members of an Admission Panel with mentoring/guidance from experienced long serving Panel members.

The process has resulted in a pool of Panel members which the Council may call upon to consider and make an informed independent judgement in relation to appeal hearings. Having this pool of experienced and trained members available has enabled the Council to ensure that all hearings have been considered and dealt with within the prescribed timelines and in a fair and equitable manner.

Six new Panel members were introduced for the 2017/18 admission round.

- (viii) Appeals made during the timetabled admissions process must be heard within 30 school days of the deadline for their receipt.

The Independent School Admission Panel is clerked independently of the Admission Authority however representatives from the Authority attend all panel meetings and it is thus possible to confirm that for the 2018/19 Admission Round all of appeals have been considered within the 30 day deadline.

- (ix) Appeals made outside of the timetabled admissions process must be heard within 30 school days of their date of receipt

The Independent Schools Admission Panel met over the summer school holiday period and thus all appeals were considered within the 30 day deadline.

- (x) Children should be permitted to give evidence at appeal hearings where they wish to do so.

Whilst the Independent Schools Admission Panel is not serviced by the Authority however it is possible to confirm from the attendance of the Authority's Officers that children have attended Panel meetings during the current admission round and have been given the opportunity to contribute and take part in proceedings should they have wished.

- (xi) Review the comprehensiveness, effectiveness and accessibility of advice and guidance for parents by the local Authority including the composite prospectus.

It falls within the remit of the Admission Forum to review and discuss the information provided by the Authority for parents in relation to the admission process.

There are four main ways by which the Authority provides advice and guidance to parents in relation to the admission process:-

- (i) Composite Prospectus i.e. The Information for Parents Booklet
- (ii) Poster relating to Admission Process

- (iii) Information and Guidance provide on the County Council website & through Social Media
- (iv) E-mails and text messages sent direct to parents of all Year 6 pupils in Carmarthenshire schools

In relation to each of these areas then I would offer the following observations:-

- (a) Composite Prospectus [click here to the booklet](#)

The composite prospectus is a statutory document which the Authority must produce annually, with a requirement that the booklet be made available to parents of children in year 6 at primary school seeking admission to year 7 in a secondary school the following September.

A letter was emailed and text sent to each parent/guardian of children moving from Primary to Secondary school (the following September) with details of how to access the booklet online.

Members are also asked to note that, in accordance with legislative requirements, there is no statutory obligation to provide a copy of the composite prospectus i.e. The Information for Parents Booklet for applications in respect of pupils when they first start primary school or for primary or secondary pupils should they change schools during an academic year.

As all admissions applications have to be made via the on-line admissions system the system provides an electronic copy of the booklet for parents and requires that the applicant confirms that they have read the document before an application can be made.

The booklet must contain details of the admission process for all Community and Voluntary Controlled Schools with the Governing Bodies of voluntary Aided Schools being required to provide details for inclusion in the booklet of the individual admission policies and procedures for their school.

It is also worth noting that for the 2019/20 Academic Year the format of the Information for Parents Booklet is the same A5 booklet as last year. The promotion of the booklet electronically has resulted in further reductions of printing costs.

- (b) Poster relating to Admission Process.

The Authority is required by legislation to provide posters advising parents of the need to make an application and in particular the closing dates for the Admission Round.

As part of an ongoing review of the effectiveness of the various means of communicating with parents the poster has been revised with the intention of being more eye catching.

- (c) Information and Guidance provided on the County Council website & Social Media

Other than updating in relation to the changing dates the guidance documentation is still relevant and has not required any major change. However, to improve the parent/guardian experience we will continue to enhance the Admission webpages.

- (d) Moving from Primary to Secondary School – Additional Reminder via text and email message.

Experience indicates that the two main issues which cause difficulties for parents are firstly failing to get a place at a school and the second is not qualifying for free home to school transport.

In terms of the admission process the failure to obtain a place at a school of their choice will be:-

- (i) Pupils residing in the catchment area of the secondary school

Failure to submit an application on time, pupils residing in the designated catchment area of the school have a high priority in the award of places and thus if application is made on time they would usually be awarded a place.

(ii) Pupils residing outside of the catchment area of the secondary school.

Where there are more applications for places than places available then pupils residing outside of the catchment area are less likely to be offered a place at the school. Frequently parents choose a primary school which is not the designated primary school nor the designated secondary school for the home address. This often leads to a situation whereby peers and friends are granted admission to the secondary school and they are not as the home address is not in the secondary school's catchment area.

In terms of school transport the issues tend to be linked to failure to qualify for assistance as the pupil is not attending the designated catchment area school for the home address.

The Information Booklet details and explains the policies, procedures and timescales for submitting school admission applications as well as detailing parents responsibilities should they choose a school which is not the nearest or catchment area school.

Unfortunately however, in a small number of cases, there have been instances whereby parents have made decisions based on assumptions rather than on the basis of the advice contained in the document which has led to a great deal of upset and worry for the pupils and their families.

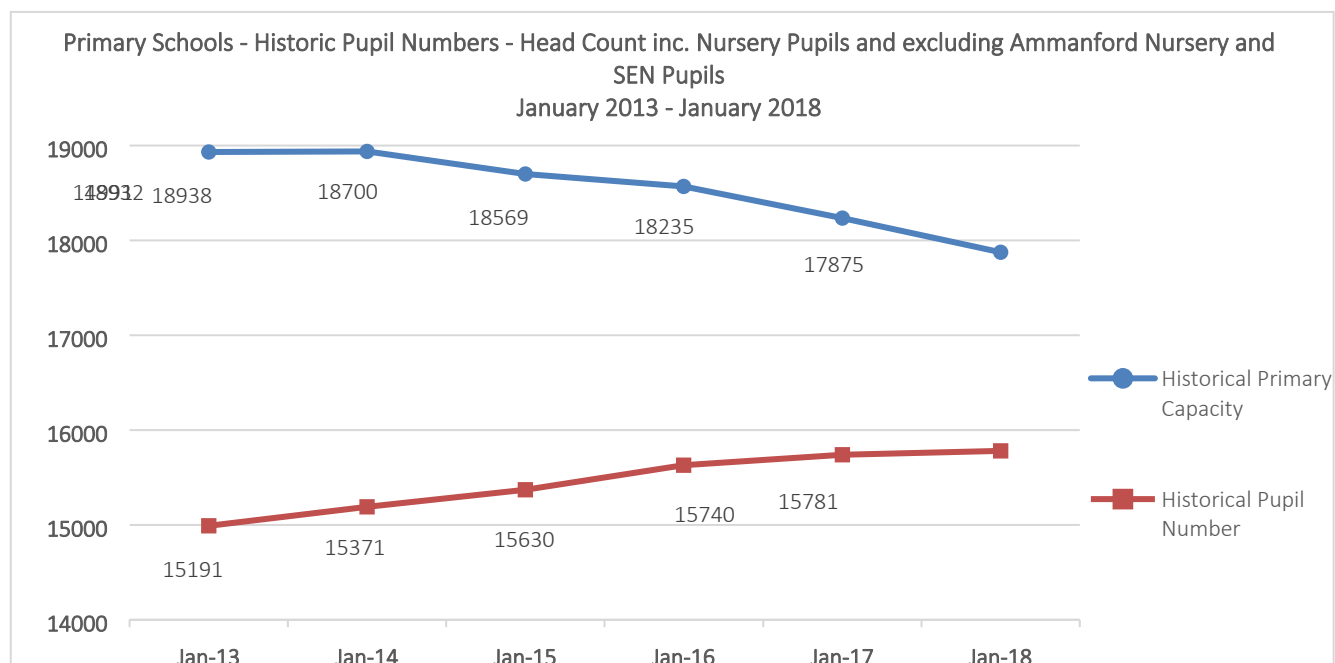
To avoid a similar situation arising for the 2019/20 Academic Year a bilingual email and text to parents was sent in late October 2018.

(xii) How will the likely future demand for places at schools in Carmarthenshire?

The Authority uses trend based forecasting to predict and estimate future demand.

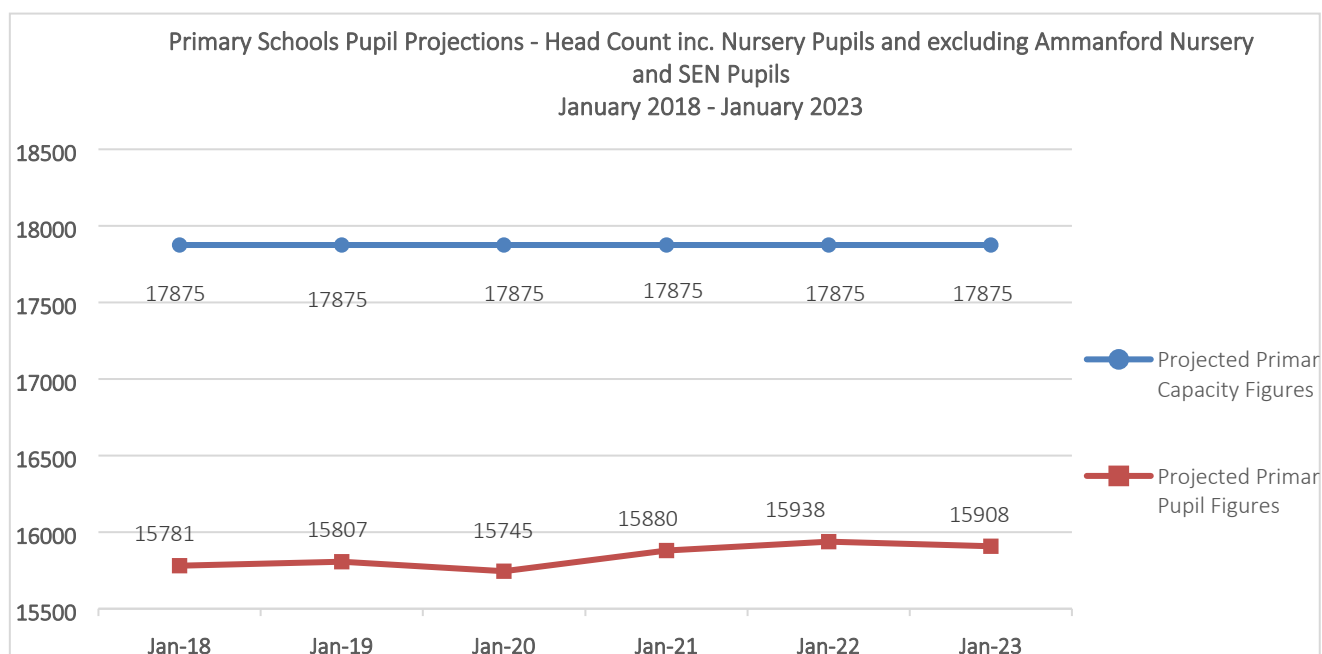
Detailed below for members information and consideration is information relating to both the available school capacity and the actual and projected numbers of pupils for the primary and secondary sectors.

(a) Primary Sector – Historic Trend



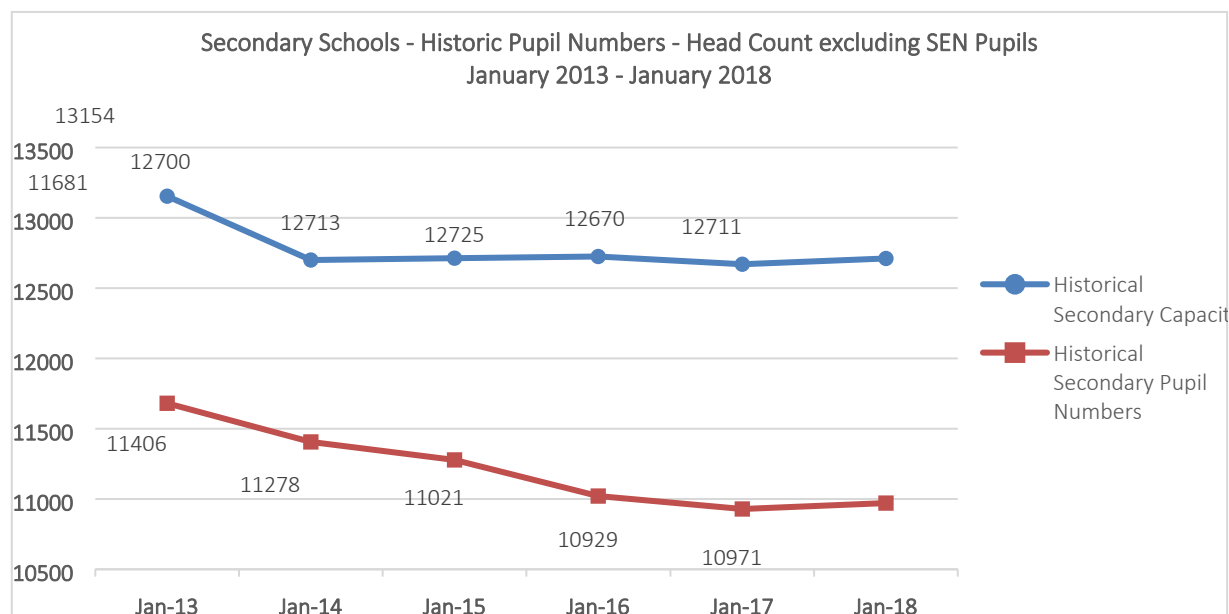
As can be seen in the above graph the total primary capacity over the last 5 years has seen a slight reduction of approx. 1,057 places. The historical pupil numbers over the last 5 years shows a steady increase in pupil numbers of approx. 790 pupils. Even with the steady increase in pupil numbers and the reduction in the total capacity, there is approx. 2,094 free spaces within our primary schools.

(b) Primary Sector – Projected Trend



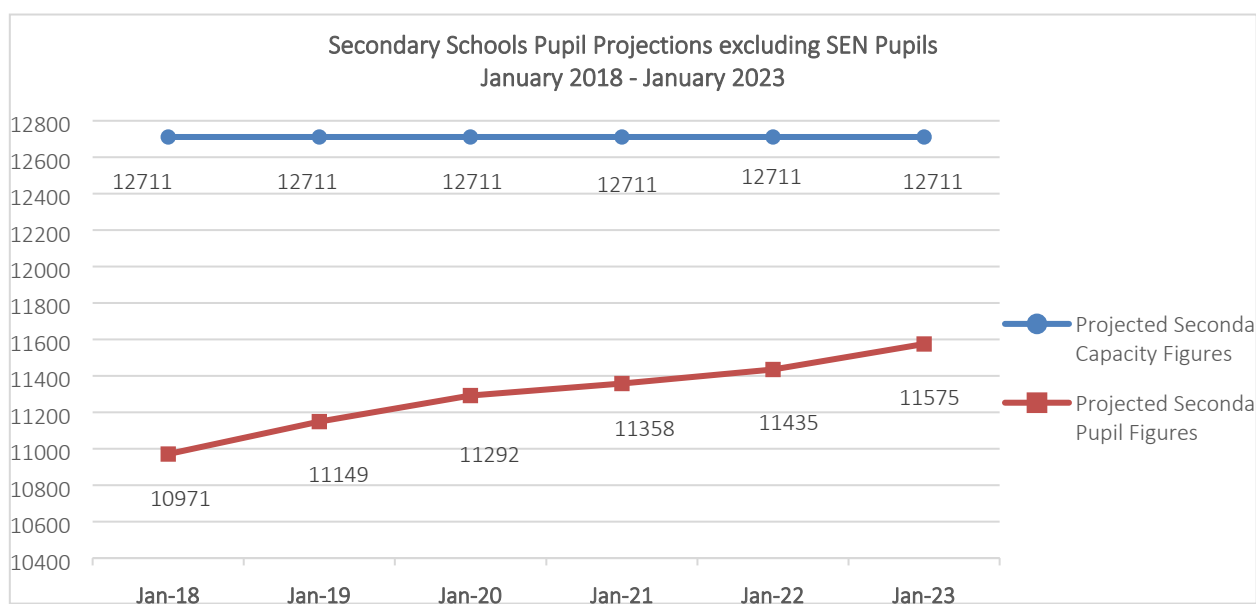
The above graph shows that over the next 5 years there will be a steady increase in pupil projections with the exception of 2020 where we see a slight drop in numbers of approx. 36 pupils. There is also a slight decrease in the projections in 2023 of approx. 30 pupils. Even with the drop in numbers in 2020 and 2023 there is still an increase in pupil projections of approx. 157 pupils. By comparing our projected capacity figure of 17,875 and our projected pupil numbers, over the next 5 years there will be approx. 1,937 – 2,130 free spaces in our primary schools.

(c) Secondary Sector – Historic Trend



The above table shows that since there was a reduction in 2014 of 454 places the capacity has been quite steady. With the pupil numbers over the last 5 years there has been a steady decline in pupil numbers of approx. 710 pupils. With the decline in pupil numbers there is approx. 1,740 free spaces within our Secondary Schools.

(d) Secondary Sector – Projected Trend



The above graph shows over the next 5 years there will be a steady increase in pupil numbers of approx. 604 pupils. By comparing our projected capacity figure of 12,711 and our projected pupil numbers, over the next 5 years there will be approx. 1,136-1,740 free spaces in our Secondary Schools.

Detailed historic and projected trends by language category are shown in Appendix B

Proposed Admission Arrangements 2020/21

The Admission Arrangements for 2020/21 will be a continuation of 2019/20 arrangements detailed above. Consultation on the proposed Admissions Arrangements 2020/21 will be undertaken in January 2019.

4. Admission Process Forum Feedback

5.1.10 Overview

The admission process is one which touches upon the lives and hopes and aspirations of families and young people across Carmarthenshire.

Significant changes have been made in relation to the processes and procedures over the last few years to ensure that the Authority complies with its legal duties and responsibilities.

Since that time the online admission process has dealt with some 35,000 applications and is capable of evidencing that applications are treated in a fair, transparent and consistent manner.

As with any system or process there is a need to continually explore means of improving the service and reducing costs and to take advantage of technological developments which can assist that process and that is an ongoing element of the admissions system.

With that in mind we have just embarked on a corporate led Transform, Innovate and Change (TIC) review of School Admissions. The outcome of which will be shared with the Forum in due course.

5.1.11 Admission Process – Feedback

If the forum considers the admission arrangements to be fair or not in accordance with the code then they should draw the matter to the attention of the Admissions Authority and seek their agreement to address the issue. If it is not possible to resolve the matter locally then the Forum may refer the matter to the Welsh Ministers for consideration.

Internal Audit and external Welsh Government review provide an assurance that the Local Authority is meeting and following the statutory processes in relation to school admissions.

The latest Internal Audit of the admission system and processes was undertaken during June/July 2015 with a positive outcome and no issues of concern, difficulties or of a failure to comply with legislation being identified.

As part of the sections ongoing monitoring of systems and performance records have been kept of instances where individuals have expressed their displeasure of the admission process during the year.

During 2018/19, 12 complaints were received, all relating to difficulty in contacting the Admissions team. This is a significant reduction from 33 the previous year. Work pressures negatively impact on the level of service provided at peak times, and will be considered as part of the TIC Schools Admission Review.

There were no instances where an individual highlighted a legal error or an unfair procedure or process relating to the admission process or policy.

5.1.12 Consider the means by which admissions processes might be improved and how actual admissions relate to the admission numbers published

The outcome of the TIC Schools Admission review will aid improvement in the admissions process.

5. Admission Forum Membership

The core membership of the Forum is set out in the regulations and is shown in the table below:

Members nominated by:	Number as per Regulations:	Membership:
LA – any member or officer of the authority	1 to 5	Cllr. T. Evans Cllr. E. Williams Cllr. B. Thomas Cllr. D. Thomas Cllr. G. Morgan
Church in Wales Diocesan representatives	1 to 3	Cannon B. Witt
Schools – community and voluntary controlled	1 to 3	Primary – Ms. H. W. Davies, Ms. K. Towns Secondary – Mr. P. Jones
Schools – foundation	1 to 3	N/A
Schools – voluntary aided	1 to 3	Mr. A. Howells
Parent governor representatives	1 to 3	Mr. J. Gilmore, Ms. L. Lloyd
Representatives of the local community	Up to 3	Mr. P. Warlow, Mr. J. Evans

Atodiad/Appendix A

Ysgol Meithrin 2018/19 / Nursery School 2018/19

Rhif Sef. Est No.	Enw'r Ysgol Name of School	ND Ysgol School AN	Cyfanswm capasiti yr Ysgol Total school capacity	Ceisiadau hyd at Hydref 18 Number of N1 Applications to Oct'18	Apeliadau hyd at Hydref 18 Appeals to Oct'18	Apeliadau Llwyddiannus hyd at Hydref 18 Successful Appeals to Oct'18
1000	Ammanford	31	95	117	N/A	N/A

Ysgolion Cynradd Cymuned 2018/19 / Community Primary Schools 2018/19

Rhif Sef. Est No.	Enw'r Ysgol Name of School	ND Ysgol School AN	Cyfanswm capasiti yr Ysgol Total school capacity	Ceisiadau hyd at Hydref 18 Number of N2 Applications to Oct'18	Apeliadau hyd at Hydref 18 Appeals to Oct'18	Apeliadau Llwyddiannus hyd at Hydref 18 Successful Appeals to Oct'18
2170	Abernant	6	52	2	0	0
2018	Bancffosfelen	12	98	9	0	0
2034	Bancyfelin	8	64	13	0	0
2180	Beca	10	81	8	0	0
2043	Betws	14	118	22	0	0
2374	Bigyn	30	240	47	0	0
2052	Blaenau	12	99	3	0	0
2392	Bro Banw	M/N-28 KS1-70 KS2-70	523	33	0	0
2389	Bro Brynach	15	120	9	0	0
2120	Bryn	30	255	44	0	0
2168	Brynsierfel	30	243	39	0	0
2390	Bryn Teg	30	238	57	6	1
2168	Brynaman	32	260	48	5	5
2104	Brynsaron	16	131	4	0	0

Rhif Sef. Est No.	Enw'r Ysgol Name of School	ND Ysgol School AN	Cyfanswm capasiti yr Ysgol Total school capacity	Ceisiadau hyd at Hydref 18 Number of N2 Applications to Oct'18	Apeliadau hyd at Hydref 18 Appeals to Oct'18	Apeliadau Llwyddiannus hyd at Hydref 18 Successful Appeals to Oct'18
2394	Burry Port	30	240	37	0	0
2121	Bynea	19	157	35	4	4
2387	Cae'r Felin	13	109	11	0	0
2386	Carreg Hirfaen	22	178	32	0	0
2020	Carwe	15	124	5	0	0
2000	Cefneithin	12	97	26	0	0
2008	Cross Hands	19	168	31	0	0
2067	Cwrt-henri	6	54	9	0	0
2187	Cynwyl Elfed	11	94	8	0	0
2123	Dafen	20	163	26	0	0
2371	Dewi Sant	60	419	95	0	0
2001	Drefach	10	81	18	0	0
2061	Ffairfach	12	102	7	0	0
2128	Five Roads	12	101	12	0	0
2135	Ffwrnes	60	480	100	9	6
2007	Gorslas	13	110	27	0	0
2384	Griffith Jones	42	337	51	0	0
2370	Gwenllian	17	140	20	0	0
2019	Gwynfryn	12	96	13	0	0
2182	Hafodwenog	10	86	6	0	0
2188	Halfway	30	240	42	0	0
2131	Hendy	24	193	32	0	0
2114	Johnstown	60	459	87	0	0
2185	Llandeilo	30	253	27	0	0
2181	Llandybie	28	238	37	0	0

Rhif Sef. Est No.	Enw'r Ysgol Name of School	ND Ysgol School AN	Cyfanswm capasiti yr Ysgol Total school capacity	Ceisiadau hyd at Hydref 18 Number of N2 Applications to Oct'18	Apeliadau hyd at Hydref 18 Appeals to Oct'18	Apeliadau Llwyddiannus hyd at Hydref 18 Successful Appeals to Oct'18
2057	Llanedi	5	44	3	0	0
2080	Llangadog	14	116	11	0	0
2009	Llangain	7	61	7	0	0
2396	Gymraeg Llangennech	60	480	71	0	0
2173	Llangunnor	37	301	66	2	2
2119	Llanmiloe	8	65	8	0	0
2167	Llannon	11	91	12	0	0
2109	Llanpumsaint	6	50	1	0	0
2166	Llansteffan	8	62	9	0	0
2184	Llanybydder	12	100	10	0	0
2003	Llechyfedach	18	146	22	0	0
2098	Llys Hywel	20	164	21	0	0
2002	Maes-y-bont	5	44	1	0	0
2393	Maes y Morfa	30	240	40	0	0
2037	Meidrim	6	54	7	0	0
2112	Mynyddygarreg	7	55	10	0	0
2171	Myrddin	13	123	26	0	0
2194	Nantgaredig	28	232	25	0	0
2159	Old Road	30	240	16	0	0
2050	Parc-yr-hun	27	221	52	4	2
2177	Parc y Tywyn	40	323	33	0	0
2178	Pembrey	30	240	34	0	0
2014	Peniel	15	120	24	4	1
2395	Penrhos	60	480	70	0	0
2190	Penygaer	29	233	33	0	0

Rhif Sef. Est No.	Enw'r Ysgol Name of School	ND Ysgol School AN	Cyfanswm capasiti yr Ysgol Total school capacity	Ceisiadau hyd at Hydref 18 Number of N2 Applications to Oct'18	Apeliadau hyd at Hydref 18 Appeals to Oct'18	Apeliadau Llwyddiannus hyd at Hydref 18 Successful Appeals to Oct'18
2193	Penygroes	23	186	34	0	0
2024	Pont-henri	10	81	11	0	0
2023	Pont-iets	10	85	4	0	0
2373	Pontyberem	30	240	37	1	1
2189	Pwll	14	114	15	0	0
2380	Richmond Park	26	214	43	0	0
2179	Gymraeg Rhydaman	30	232	41	4	4
2084	Rhys Prichard	27	222	21	0	0
2042	Saron	30	240	49	7	6
2375	Stebonheath	40	325	44	0	0
2176	Swiss Valley	30	243	41	0	0
2065	Talley	8	70	4	0	0
2183	Teilo Sant	30	240	32	0	0
2175	Trimsaran	30	240	25	0	0
2044	Tycroes	25	199	32	0	0
2006	Tumble	24	195	20	0	0
2388	Ysgol Y Bedol	53	396	51	0	0
2192	Ysgol Y Castell	30	244	23	0	0
2116	Ysgol Y Dderwen	45	361	60	1	1
2379	Ysgol Y Ddwylan	42	337	34	0	0
2391	Ysgol Y Felin	30	240	35	0	0
2385	Ysgol Y Fro	5	41	5	0	0

Ysgolion Cynradd Gwirfoddol Rheoledig 2018/19 / Voluntary Controlled Primary Schools 2018/19

Rhif Sef. Est No.	Enw'r Ysgol Name of School	ND Ysgol School AN	Cyfanswm capasiti yr Ysgol Total school capacity	Ceisiadau hyd at Hydref 18 Number of N2 Applications to Oct'18	Apeliadau hyd at Hydref 18 Appeals to Oct'18	Apeliadau Llwyddiannus hyd at Hydref 18 Successful Appeals to Oct'18
3000	Abergwili	8	68	13	0	0
3013	Ferryside	15	122	9	0	0
3003	Laugharne	14	118	10	0	0
3004	Llanddarog	11	94	24	4	2
3026	Llanllwni	6	47	4	0	0
3002	Tremoilet	8	64	4	0	0

Ysgolion Cynradd Gwirfoddol Cymorthedig 2018/19 / Voluntary Aided Primary Schools 2018/19

Rhif Sef. Est No.	Enw'r Ysgol Name of School	ND Ysgol School AN	Cyfanswm capasiti yr Ysgol Total school capacity	Ceisiadau hyd at Hydref 18 Number of N2 Applications to Oct'18	Apeliadau hyd at Hydref 18 Appeals to Oct'18	Apeliadau Llwyddiannus hyd at Hydref 18 Successful Appeals to Oct'18
3322	Model	60	485	58	0	0
3307	Penboyr	12	101	7	0	0
3321	Pentip	27	218	Unknown	Unknown	Unknown
3300	St. Mary's Catholic	26	213	Unknown	Unknown	Unknown
3301	St. Mary's School	20	166	Unknown	Unknown	Unknown

Ysgolion Uwchradd 2018/19 / Secondary Schools 2018/19

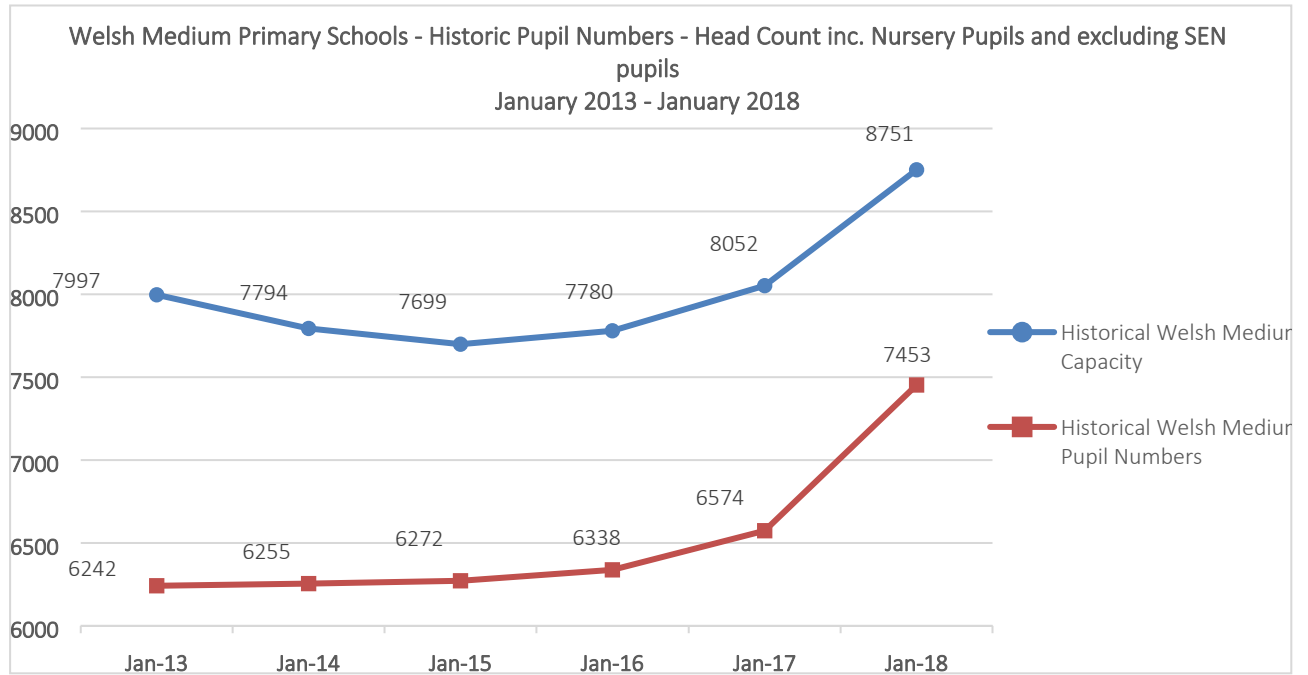
Rhif Sef. Est No.	Enw'r Ysgol Name of School	ND Ysgol School AN	Cyfanswm capasiti yr Ysgol Total school capacity	Ceisiadau hyd at Hydref 18 Number of Yr 7 Applications to Oct'18	Apeliadau hyd at Hydref 18 Appeals to Oct'18	Apeliadau Llwyddiannus hyd at Hydref 18 Successful Appeals to Oct'18
4065	Bro Dinefwr	200	1200	228	0	0
4056	Bro Myrddin	146	923	167	0	0
4054	Bryngwyn	214	1070	311	29	7
4050	Coedcae	220	1100	190	0	0
4029	Dyffryn Aman	260	1588	282	0	0
4512	Dyffryn Taf	177	1058	158	0	0
4060	Emlyn	106	642	72	0	0
4053	Glan-y-Môr	159	793	129	0	0
4062	Maes Y Gwendraeth	164	1000	221	0	0
4063	Queen Elizabeth High	270	1600	212	0	0
4052	Strade	212	1272	226	0	0

Ysgol Uwchradd Gymorthedig 2018/19 / Voluntary Aided Secondary School 2018/19

Rhif Sef. Est No.	Enw'r Ysgol Name of School	ND Ysgol School AN	Cyfanswm capasiti yr Ysgol Total school capacity	Ceisiadau hyd at Hydref 18 Number of Yr 7 Applications to Oct'18	Apeliadau hyd at Hydref 18 Appeals to Oct'18	Apeliadau Llwyddiannus hyd at Hydref 18 Successful Appeals to Oct'18
4600	St. John Lloyd	105	525	116	0	0

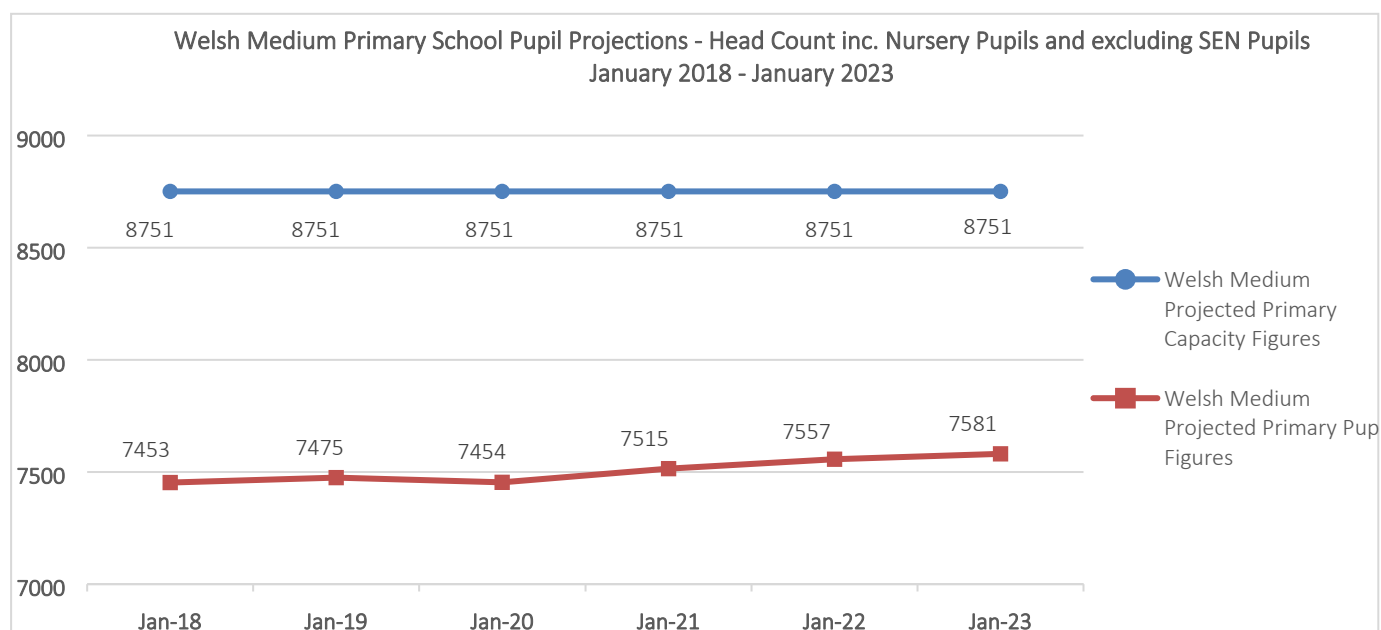
Atodiad/Appendix B

(a) Welsh Medium Primary Sector – Historic Trend



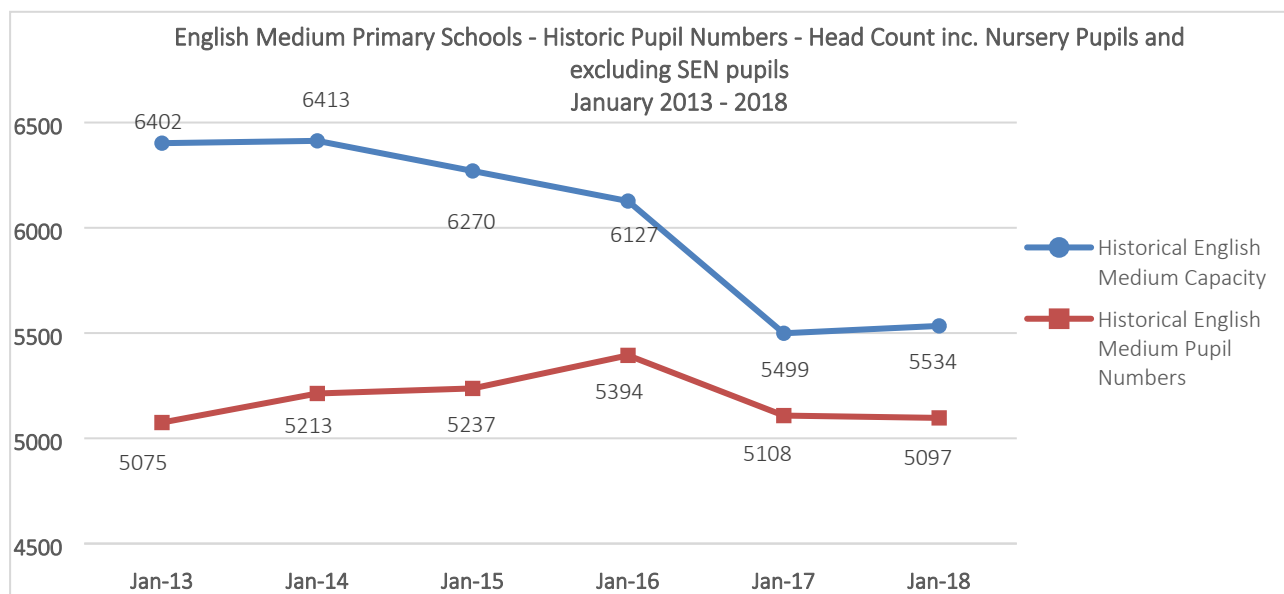
As can be seen in the above graph from 2013-2015 the historical capacity figure dropped by approx. 298 places. Since 2016 there has been an increase in capacity figures of approx. 971 places. With the pupil numbers it also shows that between 2013-2016 pupil numbers had a slight increase in them ranging from 6,242-6,338. In 2017 it shows there was an increase of approx. 236 pupils. There was a dramatic increase in pupil numbers in 2018 of approx. 879 pupils. Even with the increase in both the total capacity and pupil numbers there is still approx. 1,298 free spaces within our Welsh Medium Primary Schools.

(b) Welsh Medium Primary Sector – Projected Trend



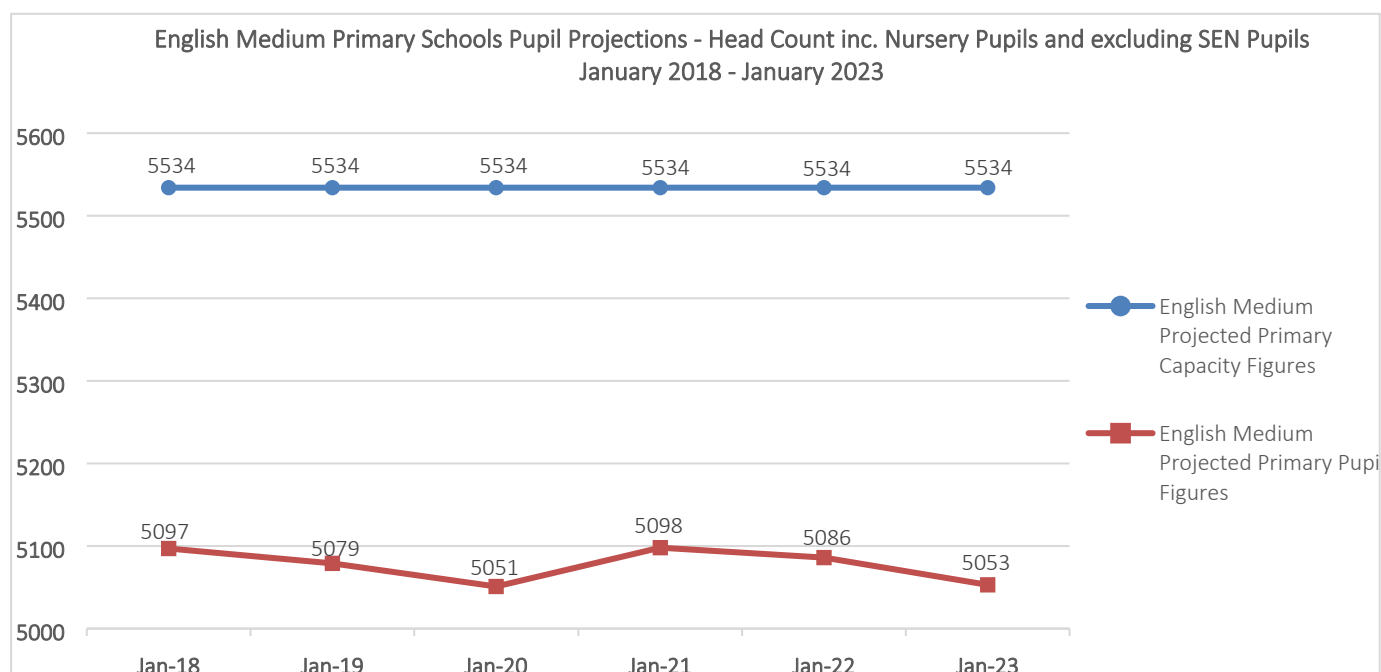
In 2018 there are 58 Welsh Medium Primary Schools within Carmarthenshire. The above graph shows that over the next 5 years there is a slight increase in pupil numbers with the exception of 2020 where there is a slight reduction in pupil numbers. Even with the decrease in pupil numbers the total will still be higher than the total of pupil numbers in 2018. As a result between 2018-2023 there is an increase in pupil numbers of approx. 128 pupils. By comparing the projected capacity figure of 8,751 and our projected pupil numbers, over the next 5 years there will be approx. 1,170-1,298 free spaces in our Welsh Medium Primary Schools.

(c) English Medium Primary Sector – Historic Trend



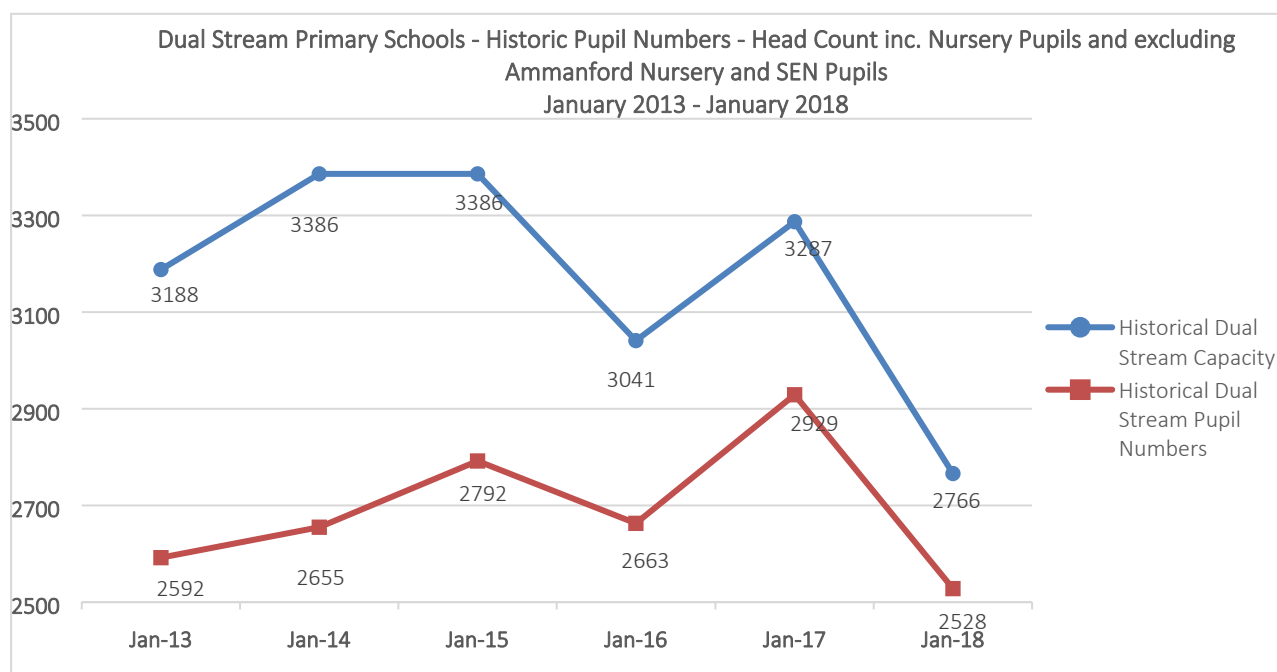
As can be seen in the above graph the total English Medium Primary capacity over the last 5 years has seen a constant reduction of approx. 914 spaces but with a dramatic reduction in 2017 of approx. 628 spaces. The historical pupil numbers over the last 5 years have varied as there was a steady increase in pupil numbers from 2013-2016 of approx. 319 pupils. Since pupil numbers peaked in 2016 there has been a decrease in pupil numbers of approx. 297 pupils. Even with the decrease in both pupil numbers and in the total capacity, there is approx. 437 free spaces within the English Medium Primary Schools.

(d) English Medium Primary Sector – Projected Trend



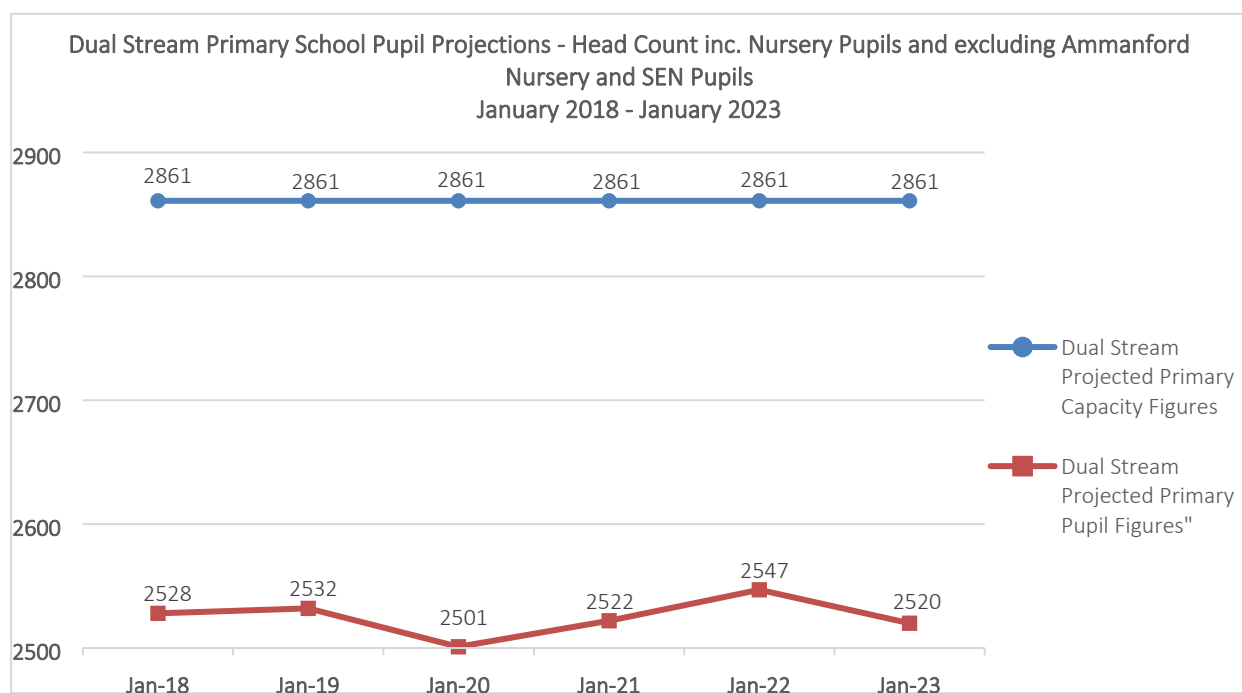
In 2018 there are 24 English Medium Primary Schools within Carmarthenshire. The above graph shows that over the next 5 years the projections vary every year from decreasing 2019 and 2020 before increasing in 2021 and decreasing again in 2022 and 2023. With the varied pupil projections over the next 5 years, pupil numbers are not projected to increase more than 1 pupil by 2023 but they are projected to decrease by approx. 46 pupils. By comparing our projected capacity figure of 5,534 and our projected pupil numbers, over the next 5 years there will be approx. 436-483 free spaces within the English Medium Primary Schools.

(e) Dual Stream Primary Sector – Historic Trend



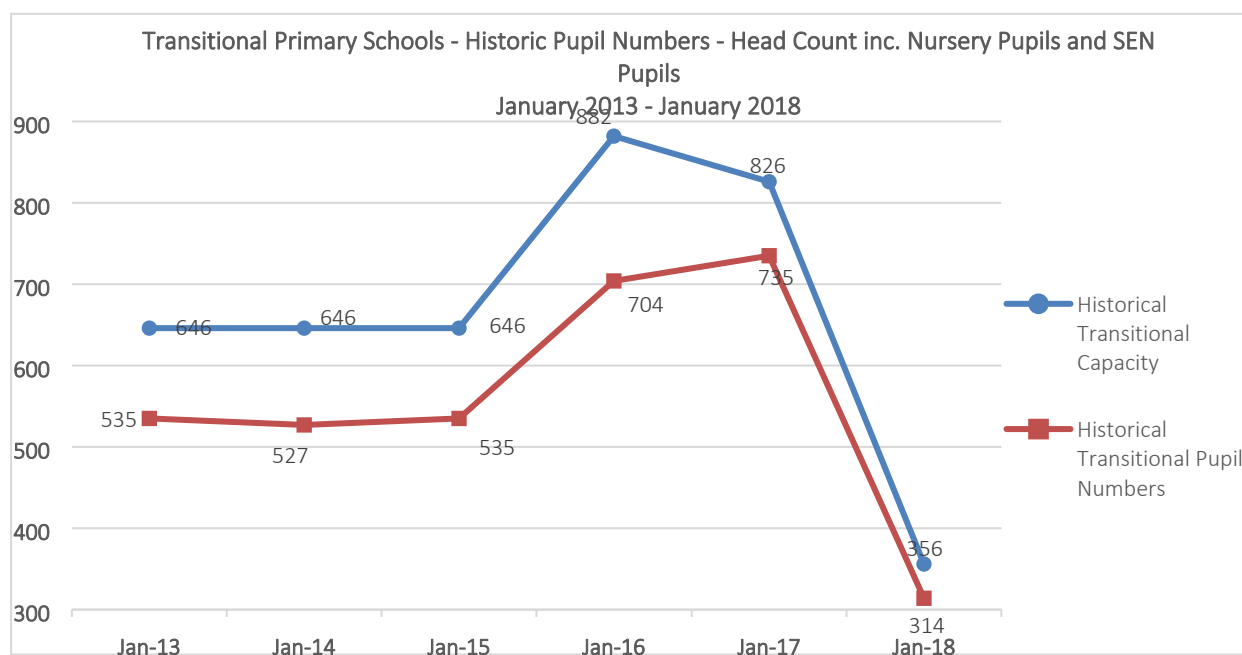
As can be seen in the above graph there has been a dramatic decrease in the total capacity of our Dual Stream schools in 2018 of approx. 521 spaces due to school re-organisation. Over the last 5 years there was also a reduction in capacity in 2016. The pupil numbers over the last 5 years show the same trend as the total capacity with a reduction in pupil numbers in 2016 and 2018. As a result of the reduction in both capacity and pupil numbers there is still approx. 238 free spaces within our Dual Stream Primary Schools.

(f) Dual Stream Primary Sector – Projected Trend



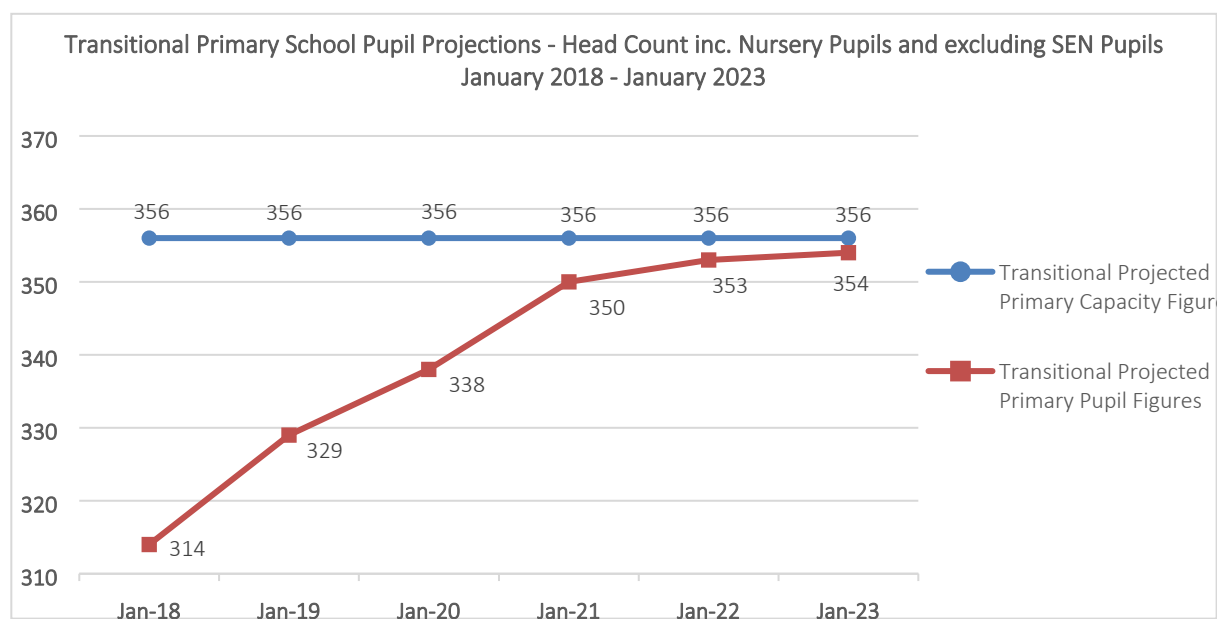
In 2018 there are only 9 Dual Stream schools within Carmarthenshire. The above graph shows that over the next 5 years projected figures are quite steady with only a slight reduction in 2020 and a slight increase in 2022. Overall as a result of the steady trend over the next 5 years, pupil numbers in our Dual Stream schools are only going to increase by 46 pupils. By comparing our projected capacity figure of 2,861 and our projected pupil numbers, over the next 5 years there will be approx. 314-360 free spaces in our primary schools.

(g) Transitional Primary Sector – Historic Trend



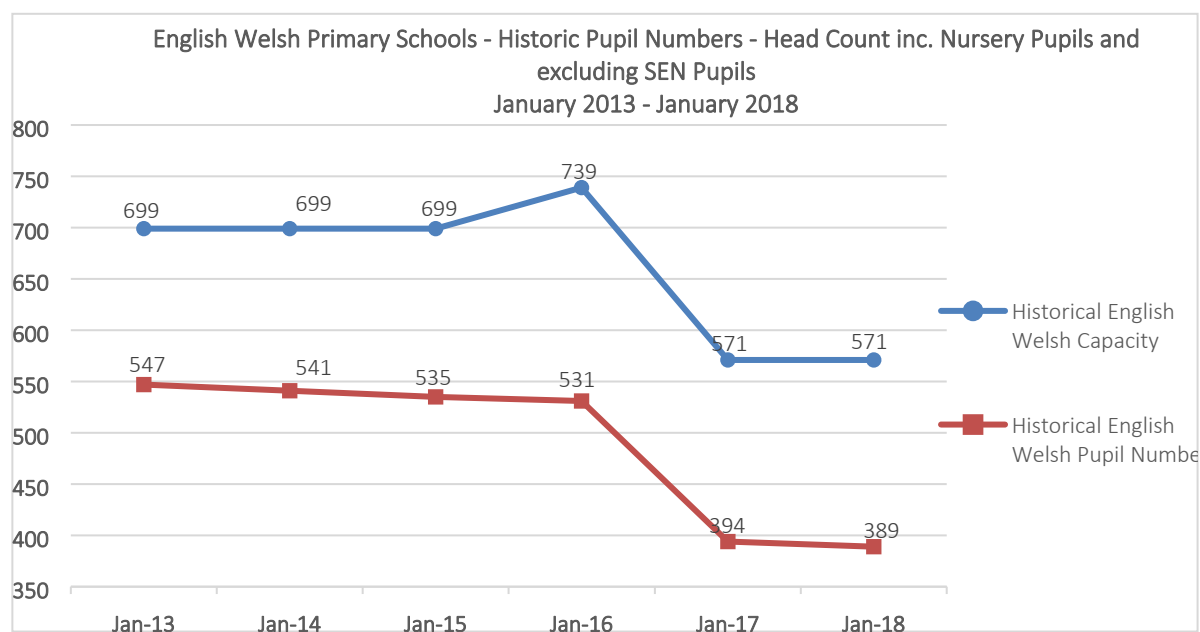
As can be seen in the above graph there was a major increase in capacity in 2016 of 236 spaces before a major decrease in 2018 of approx. 526 spaces. This is due to the fact that in 2018 there was only 2 Transitional schools left in Carmarthenshire (Betws and Llandybie) from 2016 where we had 4 Transitional schools which has been the highest number. This can also be seen with the pupil numbers. During 2016 there was a rise in pupil numbers of 169 pupils with a further rise in 2017 of 31 pupils before we see a significant reduction in pupil numbers in 2018 of 421 pupils. With the reduction in both total capacity and pupil numbers, in 2018 there are only 42 spare places in our Transitional Primary Schools.

(h) Transitional Primary Sector – Projected Trend



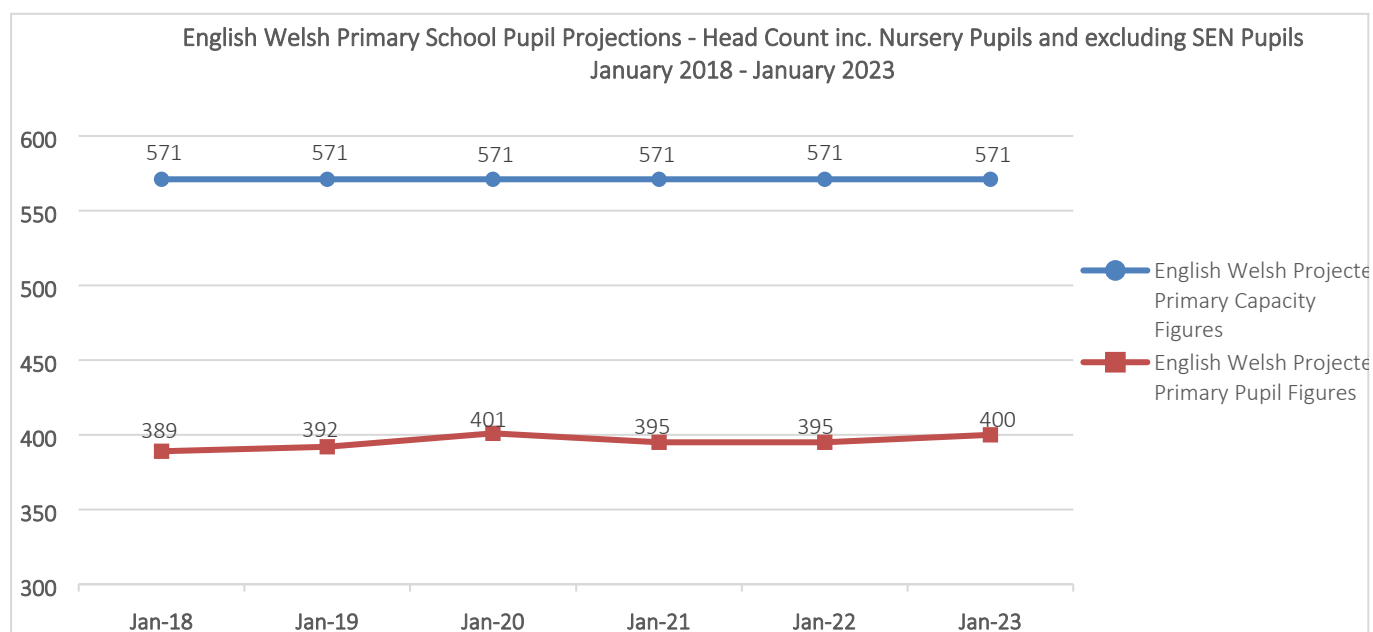
In 2018 there are only 2 Transitional Primary Schools left in Carmarthenshire. The above graph shows that over the next 5 years there is a steady increase in pupil numbers of approx. 40 pupils. By comparing our projected capacity figure of 356 and our projected pupil numbers, over the next 5 years there will be approx. 2-42 free spaces within our Transitional Primary Schools.

(i) English Welsh Primary Sector – Historic Trend



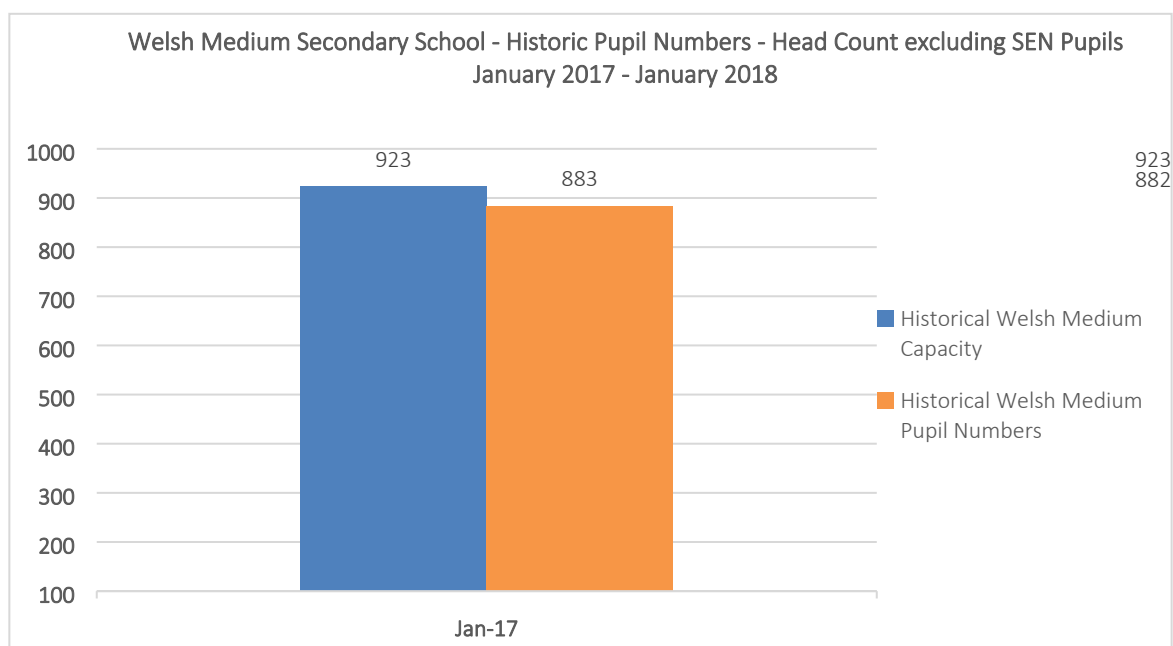
As can be seen in the above graph the capacity of our English Welsh Primary Schools were steady up until 2016 where there was an increase of 40 spaces before we see a significant reduction in 2017 of 168 spaces. This is due to the fact that up until 2016 there were 5 English Welsh Primary Schools within Carmarthenshire before we saw a re-organisation in 2017 and the number was reduced to 4 English Welsh Primary Schools. This is also reflected in the trend in pupil numbers. From 2013 to 2016 we do have a slight reduction in pupil numbers of 16 pupils. In 2017 due to the school re-organisation we see a significant reduction in pupil numbers of 137 pupils with a further reduction in pupil numbers in 2018 of 5 pupils. With the reduction in both total capacity and pupil numbers, there is approx. 182 free spaces within our English Welsh Primary Schools.

(j) English Welsh Primary Sector – Projected Trend



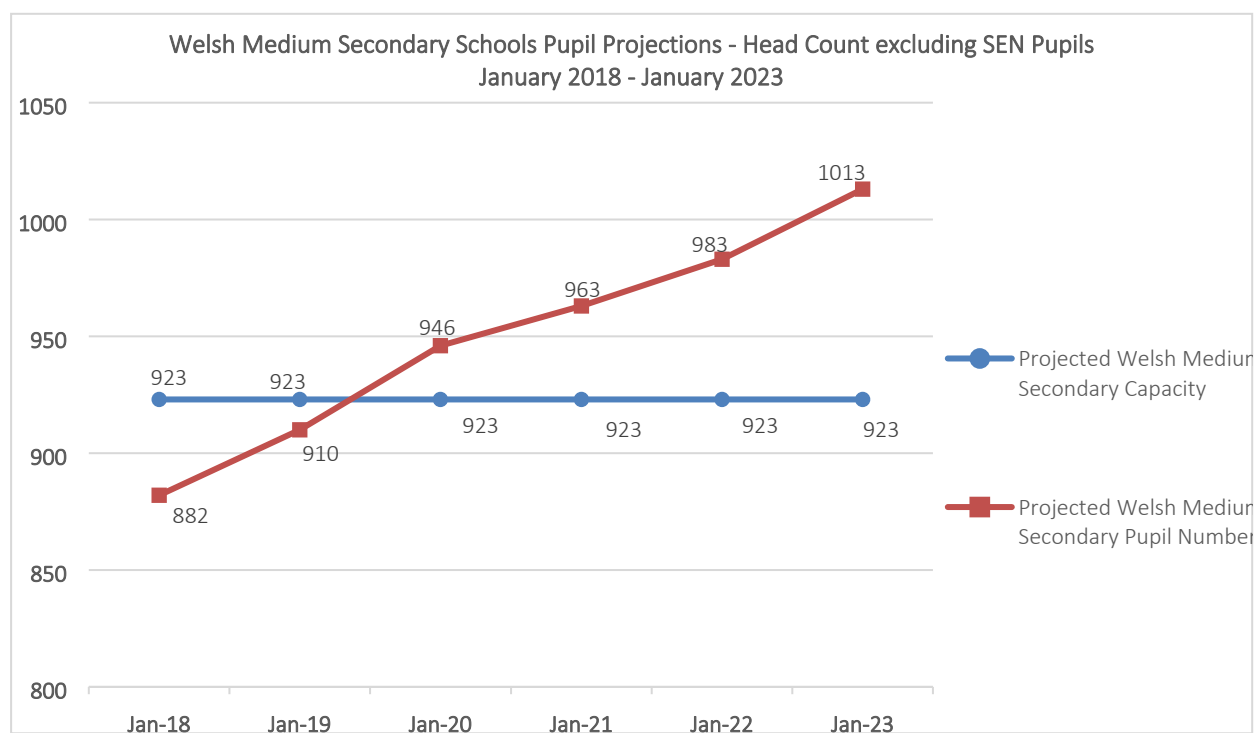
In 2018 there are only 4 English Welsh Primary Schools left in Carmarthenshire. Over the next 5 years the above graph shows that projected pupil numbers haven't got much change to them as they only vary by 12 pupils between 2018 and 2023. By comparing our projected capacity figure of 571 and our projected pupil numbers, over the next 5 years there will be approx. 170-182 free spaces within our English Welsh Primary Schools.

(k) Welsh Medium Secondary Sector – Historic Trend



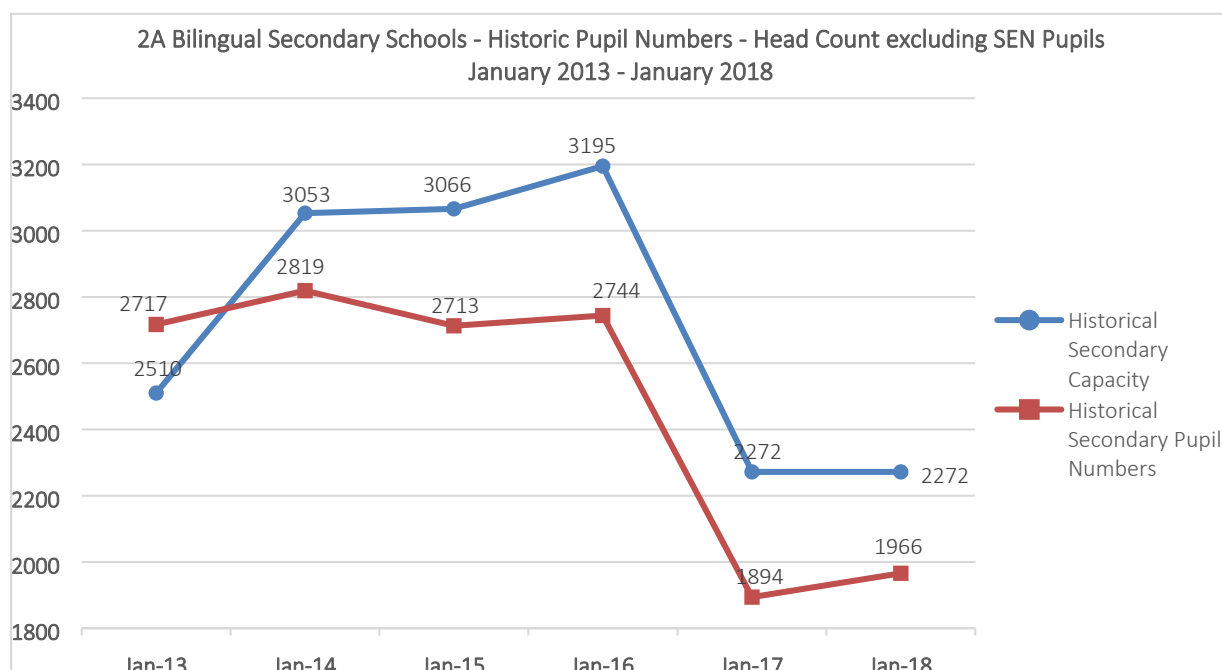
Since 2017 Bro Myrddin became our only Welsh Medium Secondary School. As can be seen in the above graph the capacity of the school hasn't changed over the last 2 years staying at 923. The pupil numbers have only gone down by 1 pupil over the last 2 year from 883 to 882. By comparing the capacity figure and pupil number there are currently 41 free spaces available in Bro Myrddin.

(I) Welsh Medium Secondary Sector – Projected Trend



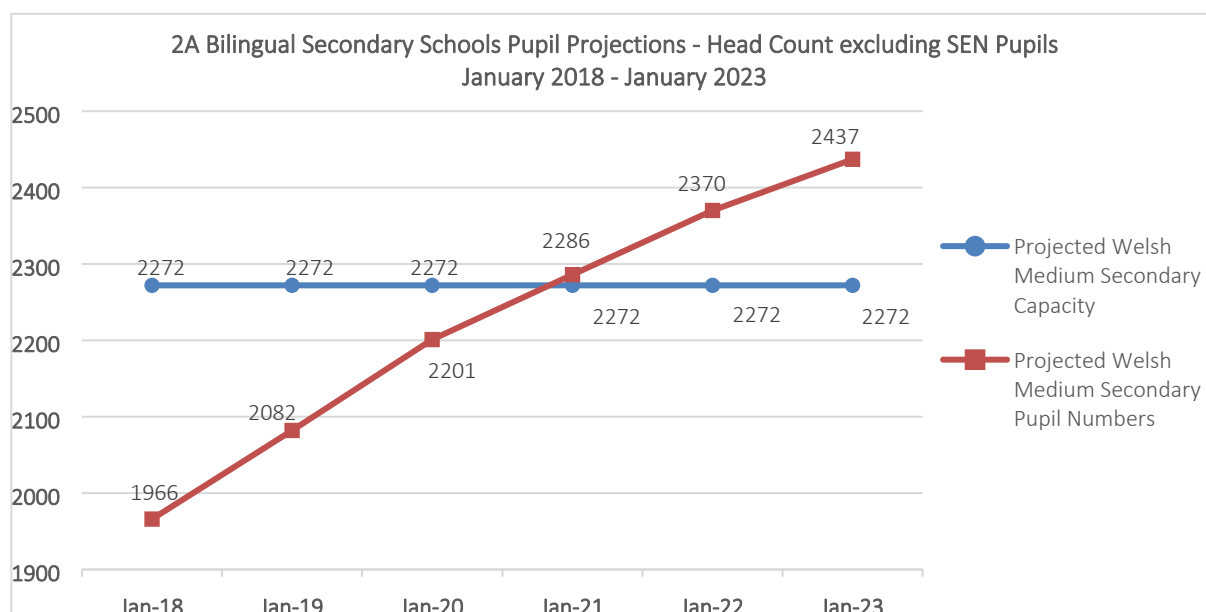
The above graph shows that over the next 5 years there will be a steady increase in pupil numbers at Bro Myrddin of 131 pupils. As can be seen in the above graph from 2019 onwards Bro Myrddin will be over capacity by 23-90 spaces.

(m) 2A Bilingual Secondary Sector – Historic Trend



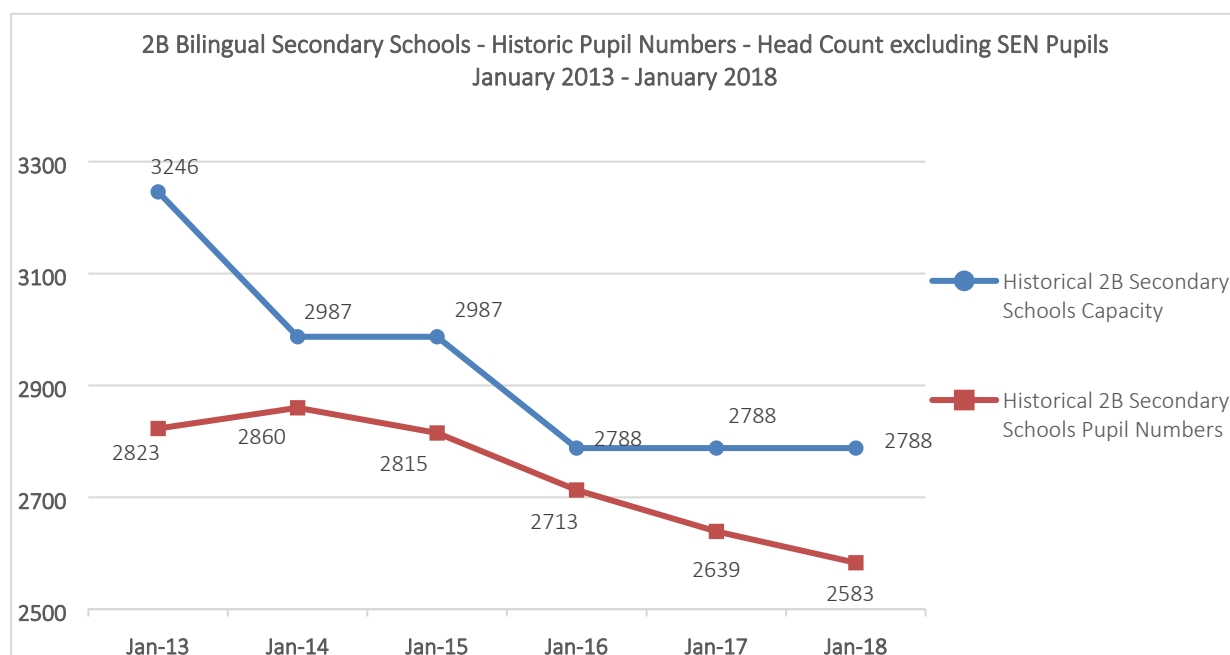
As can be seen in the above graph there was a significant increase in capacity in 2014 of 543 places which was due to the school re-organisation. In 2014 there was a steady increase in 2016 of 142 places. Since then there has been a significant reduction in the capacity due to Bro Myrddin becoming a WM Secondary School. As a result to this, the capacity dropped by 923 spaces. Pupil numbers increase in 2014 by 102 pupils before dropping by 106 pupils in 2015. In 2016 there was also a reduction in pupil numbers of 850 pupils due to Bro Myrddin becoming a WM Secondary School. In 2018 there has been a slight increase in pupil numbers of 72 pupils. With the increase in pupil numbers there is still 306 free spaces within our 2 2A Bilingual Secondary Schools (Maes Y Gwendraeth, Strade).

(n) 2A Bilingual Secondary Sector – Projected Trend



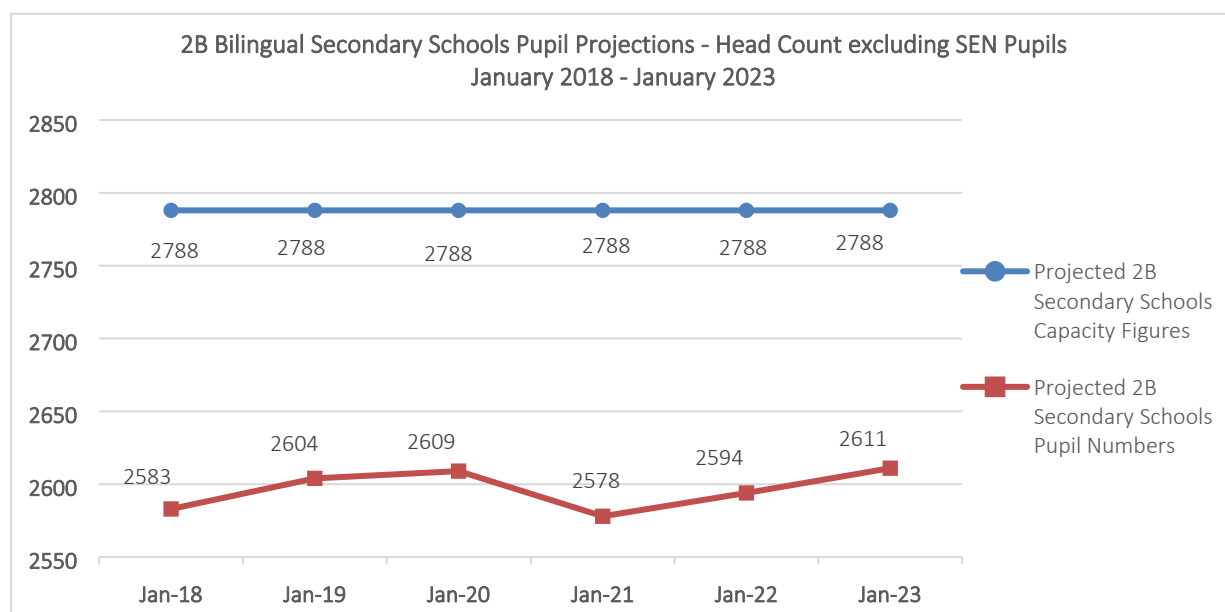
The above graph shows that over the next 5 years there will be a significant increase in pupil numbers of 471 pupils. As can be seen in the above graph from 2021 onwards our 2 2A Bilingual Secondary Schools (Maes Y Gwendraeth, Strade) will be over capacity by 14 – 165 places.

(o) 2B Bilingual Secondary Sector – Historic Trend



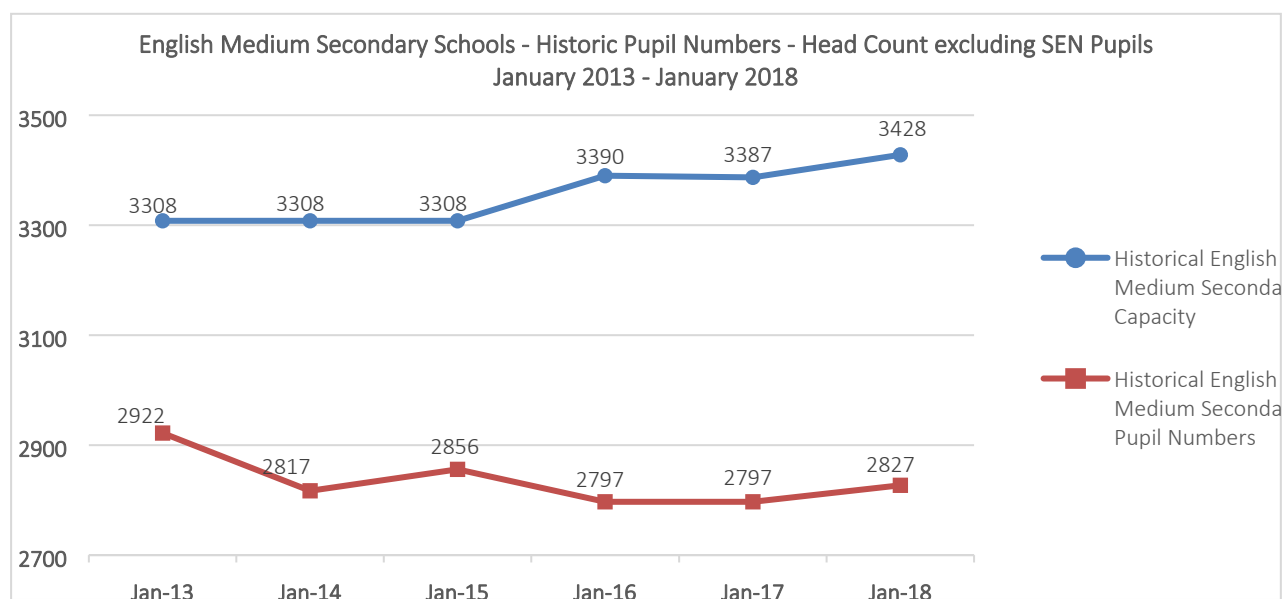
As can be seen in the above graph from 2013 – 2016 there has been a steady decline in the capacity of our 2B Secondary Schools by 458 places. Since 2016 there haven't been any changes in the capacity. In 2014 there was a slight increase in pupil numbers by 37 pupils. Since then there has been steady reduction in pupil numbers by 277 pupils. With the reduction in both capacity and pupil numbers there is still 205 free spaces within our 2 2B Secondary Schools (Bro Dinefwr, Dyffryn Aman).

(p) 2B Bilingual Secondary Sector – Projected Trend



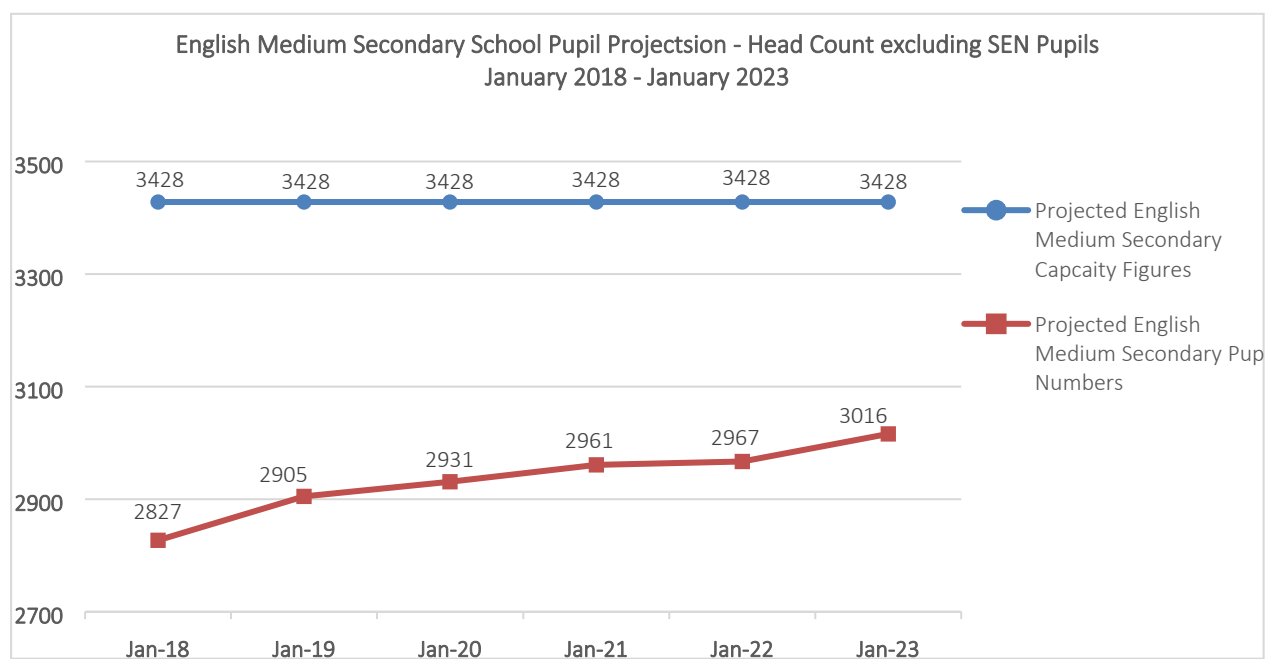
The above graph shows that over the next 5 years there will be a slight increase in pupil numbers until 2020 of 26 pupils before we see a drop in 2021 of 31 pupils. By 2023 there will be a slight increase in pupil numbers of 33 pupils. By comparing our projected capacity figure of 2788 and our projected pupil numbers over the next 5 years there will be approx. 177-210 free spaces in our 2 2B Secondary Schools (Bro Dinefwr, Dyffryn Aman).

(q) English Medium Secondary Sector – Historic Trend



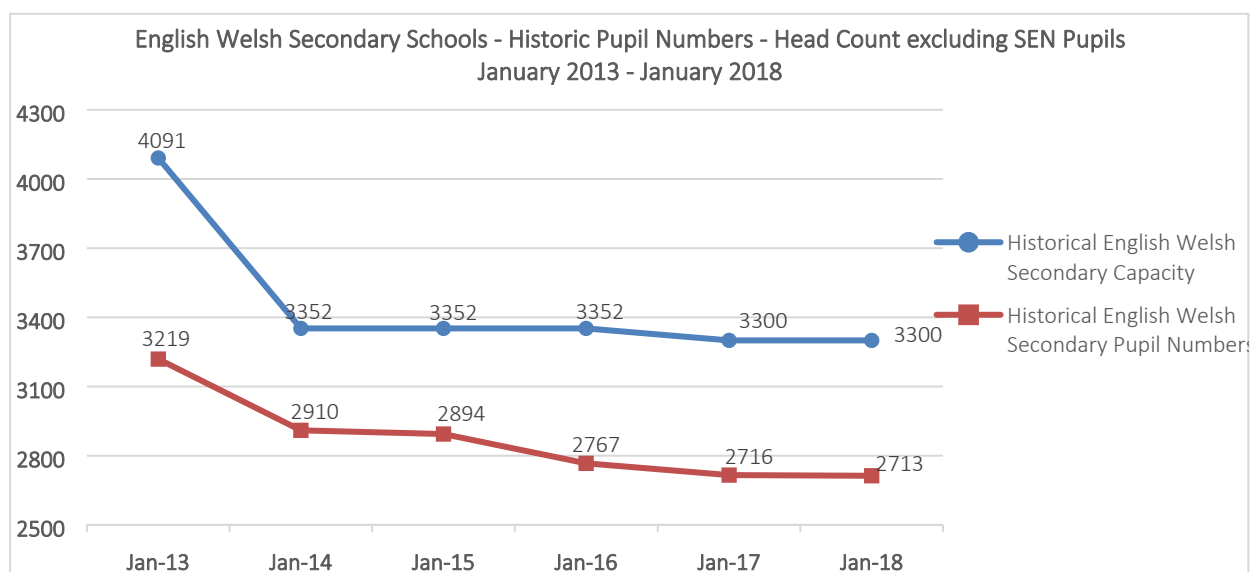
As can be seen in the above graph from 2013-2015 there wasn't any changes in the capacity before there was a slight increase in 2016 of 82 places. By 2018 there was a further increase in the capacity of 38 places. With the pupil numbers since 2013 there has been a steady decline in pupil numbers ranging from 105-125 pupils with only a slight increase in pupil numbers in 2015 of 39 pupils. With the increase in capacity and reduction in pupil numbers there are 601 free spaces within our 4 English Medium Secondary Schools (Bryngwyn, Coedcae, Glan-y-Môr, St John Lloyd).

(r) English Medium Secondary Sector – Projected Trend



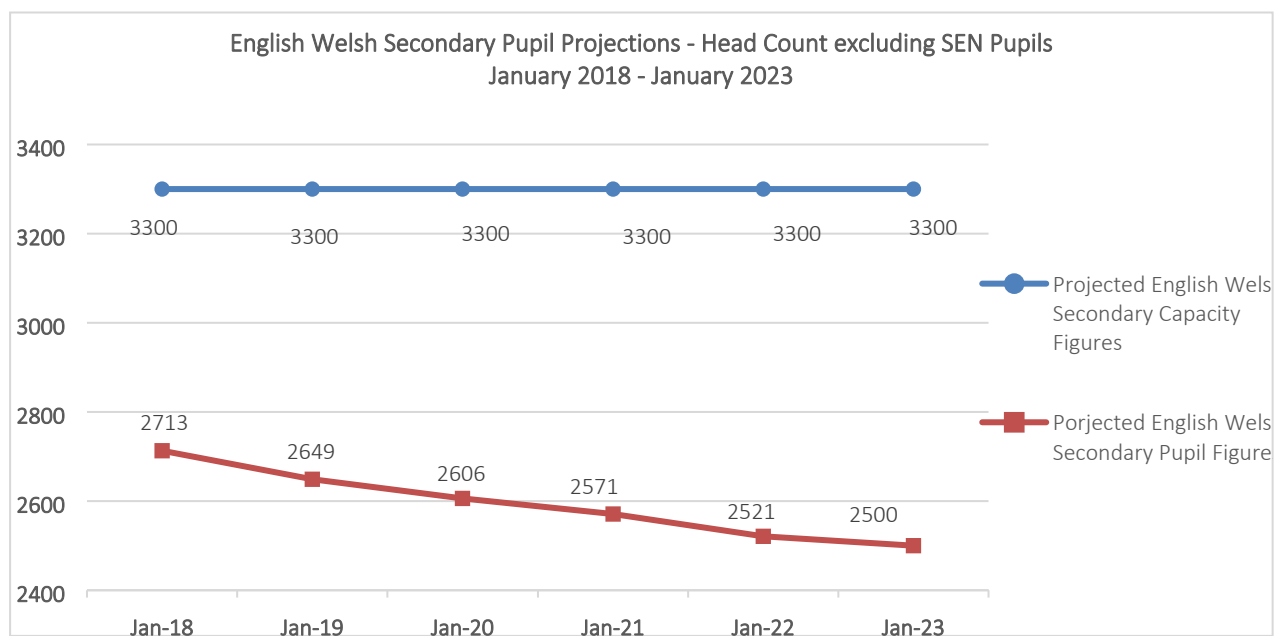
The above graph shows that over the next 5 years there is steady increase in pupil numbers of 189 pupils. By comparing our projected capacity figure of 3428 and our projected pupil numbers over the next 5 years there will be approx. 412-601 free spaces within our 4 English Medium Secondary Schools (Bryngwyn, Coedcae, Glan-y-Môr, St John Lloyd).

(s) English Welsh Secondary Sector – Historic Trend



As can be seen in the above graph in 2014 there was a significant reduction in capacity of 739 places. Since 2014 the capacity hasn't varied. We see the same trend with the pupil numbers where there was a reduction in pupil numbers in 2014 of 309 pupils. Since 2014 there has been a steady reduction in pupil numbers. In 2018 we see a reduction of 197 pupils. With both reduction in capacity and pupil numbers there is still 587 free spaces within our 3 English Welsh Secondary Schools (Dyffryn Taf, Emlyn, QE High).

(t) English Welsh Secondary Sector – Projected Trend



The above graph shows that over the next 5 years there is steady decline in pupil numbers of 213 pupils. By comparing our projected capacity figure of 3300 and our projected pupil numbers over the next 5 years there will be approx. 587-800 free spaces within our 3 English Welsh Secondary Schools (Dyffryn Taf, Emlyn, QE High).